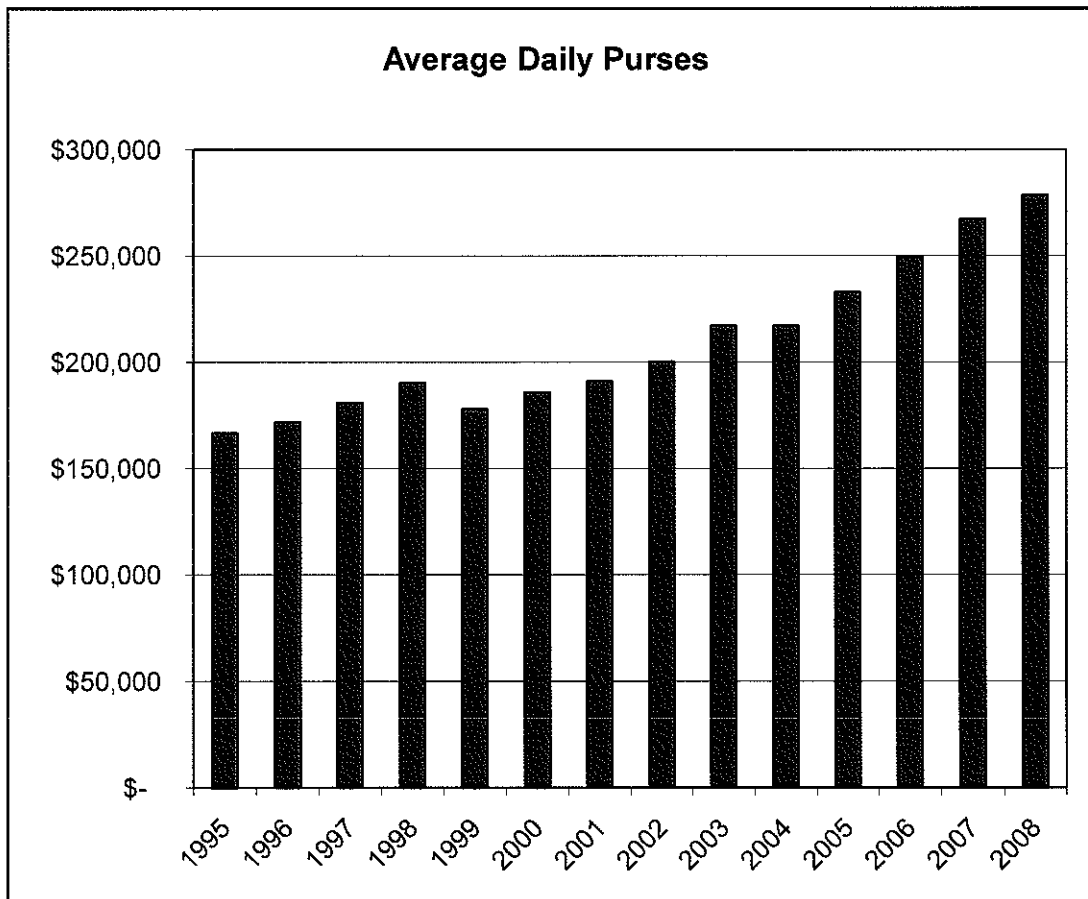
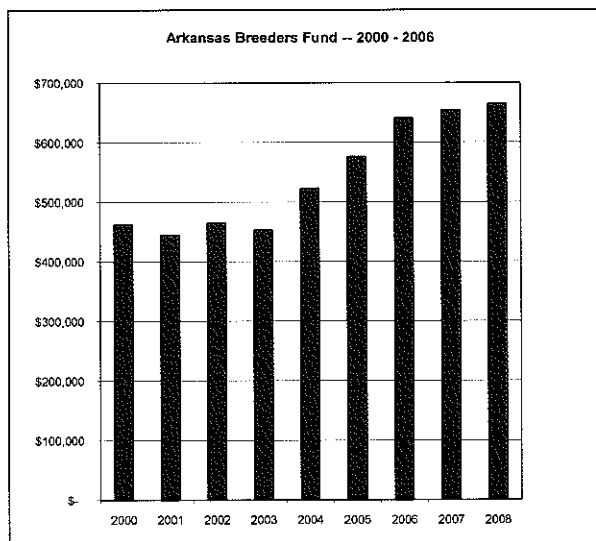
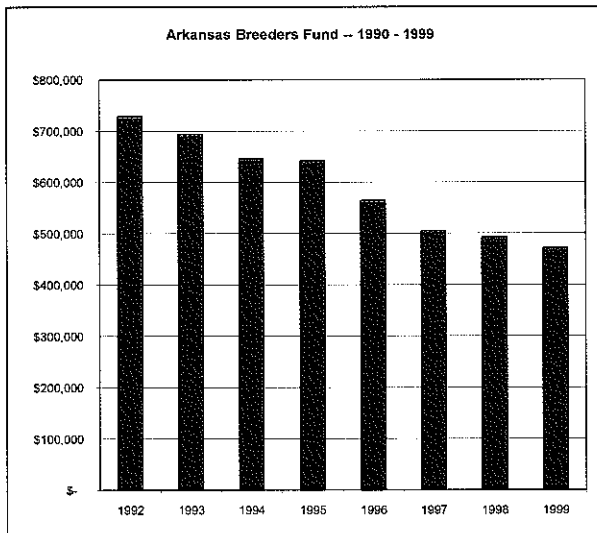


DAILY PURSES

<u>Year</u>	<u>ADP</u>
1995 \$	166,547
1996 \$	171,621
1997 \$	180,800
1998 \$	190,334
1999 \$	177,891
2000 \$	185,789
2001 \$	191,094
2002 \$	200,260
2003 \$	217,050
2004 \$	217,125
2005 \$	232,882
2006 \$	249,260
2007 \$	267,278
2008 \$	278,673



1990	\$	696,872
1991	\$	698,626
1992	\$	729,132
1993	\$	693,774
1994	\$	645,765
1995	\$	641,426
1996	\$	564,028
1997	\$	504,947
1998	\$	492,584
1999	\$	472,064
2000	\$	463,152
2001	\$	444,733
2002	\$	464,733
2003	\$	452,978
2004	\$	523,217
2005	\$	576,391
2006	\$	641,000
2007	\$	654,362
2008	\$	664,966



Oaklawn numbers surprisingly strong

BY ROBERT YATES

Tuesday, February 17, 2009

HOT SPRINGS — Oaklawn Park continues to avoid the body blows that have staggered other racetracks around the country in recent months.

Through the first 20 days of the scheduled 54-day meeting, General Manager Eric Jackson said numbers are up almost across the board, an unexpected development in an industry rocked by economic downturn.

"As of right now, we're pleasantly surprised about the season," Jackson said. "We believe we're probably one of the few tourism entertainment destination areas in the entire country to be showing positive numbers."

Oaklawn is tracking almost even in attendance, on-track handle, off-track handle and total handle.

Following a cold start - subfreezing temperatures opening day led to substantial on-track declines - business has surged in recent days.

Oaklawn set seasonhighs Monday in attendance (31,074), on-track handle (\$1,893,416.50), off-track handle (\$4,709,359.80) and total handle (\$6,602,776.30).

Win, place and show wagering on Monday's \$250,000 Grade III Southwest Stakes - headlined by Kentucky Derby favorite Old Fashioned - was \$632,593, an increase of 44.1 percent increase over last year's race.

"We had a real good weekend," said David Longinotti, Oaklawn's assistant general manager/racing. "The entire weekend of racing has been exceptional. Great racing, great tribute to the Arkansas racing fans."

Oaklawn's biggest gains are on Instant Racing, an electronic pari-mutuel game that allows fans to wager on previously run horseraces.

Average daily handle is running approximately 15 percent ahead of last year.

Instant Racing already has set single-day records for January and February.

Saturday's handle of \$1,484,568 is No. 5 all-time. Sunday's handle of \$1,324,080 ranks No. 8 in history. It was also a Sunday record.

Coupled with Friday's handle of \$1,174,426, Instant Racing strung together three consecutive \$1 million days for the first time since the product was introduced at Oaklawn in January 2000.

"No explanation," Jackson said. "We have no additional capacity or anything. It's just become very, very popular. A lot of fun to play."

Oaklawn's live season ends April 11.

**Colorado Gaming Stats
Fiscal Year 2007-2008**

Statewide		TOTAL
	Casinos	43
	Total Devices	16,618
	Devices per Casino	386
	Total AGP	\$773,392,238
	AGP per Casino	\$17,985,866
	AGP per Device	\$46,538
Cripple Creek	Casinos	17
	Total Devices	4,526
	Devices per Casino	266
	Total AGP	\$147,253,298
	AGP per Casino	\$8,661,959
	AGP per Device	\$32,534
Black Hawk	Casinos	20
	Total Devices	9,914
	Devices per Casino	496
	Total AGP	\$551,330,727
	AGP per Casino	\$27,566,536
	AGP per Device	\$55,609
Central City	Casinos	6
	Total Devices	2,178
	Devices per Casino	363
	Total AGP	\$74,808,211
	AGP per Casino	\$12,468,035
	AGP per Device	\$34,350

**HB 1152
Modernize Horse Race Simulcasting**

Locations	3
Historic Racing Terminals	600
Terminals Per Location	200
Locations	
Casinos	43
Track & OTBs	3
% of Casinos	7%
Terminals Per Location	
Casinos	386
Track & OTBs	200
% of Casinos	52%
Total Terminals	
Casinos	16,618
Track & OTBs	600
% of Casinos	3.6%

Colorado Lottery

Locations	2,900
Sales	\$505,800,000
Sales per Location	\$174,414
Proceeds	\$122,300,000
Proceeds per location	\$42,172

Adminment 50 vs HB1152

Increased Gambling at Casinos*

	Year 1
Amendment 50 Recipients	\$39,000,000
Assumed Tax rate	20%
Additional AGP	\$195,000,000
PROJECTED YEAR 5 AGP	\$430,000,000

* Based on Blue Book

Pari Mutual Wagering - HB 1152*

	Year 1
Track	\$9,000,000
OTB's	\$18,000,000
Total Historic Self Service Terminals	\$27,000,000

* Based on \$125 daily AGP per terminal