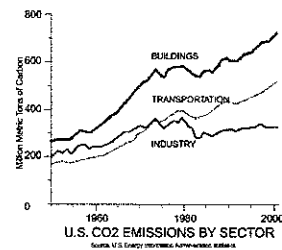
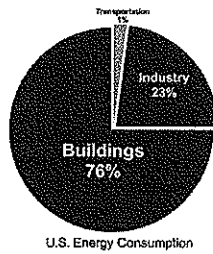


## Governor's Energy Office

### Buildings

- ◆ Residential
  - \* Insulation Rebates
  - \* Contractor Training
  - \* New Energy Codes
  - \* Energy Star Homes
  - \* Renewable Rebates
  - \* Xcel DSM Programs
- ◆ Commercial
  - \* Performance Contracting
  - \* K-12 Schools

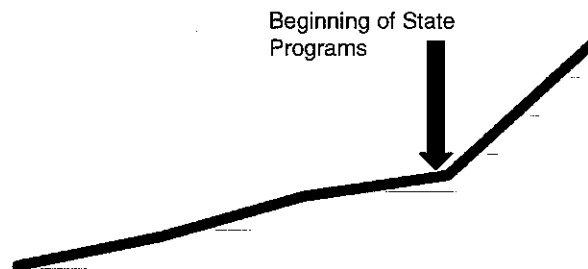




*Governor's*  
**Energy Office**  
**Integrating efficiency & renewables**



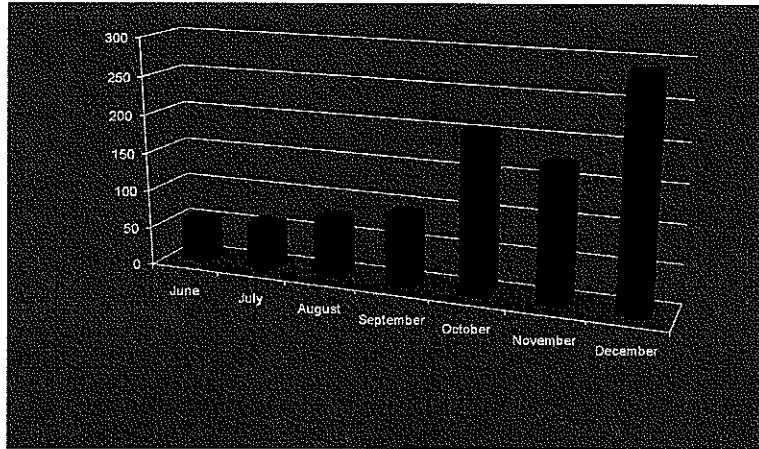
*Governor's*  
**Energy Office**  
**ENERGY STAR – High Efficiency  
Homes**





*Governor's*  
**Energy Office**

**Insulate Colorado**



*Governor's*  
**Energy Office**

**Business Attraction**



**IBERDROLA**

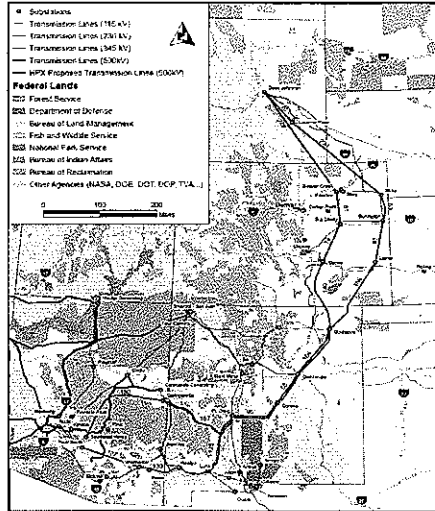
**ABENGOA**

**SIEMENS**

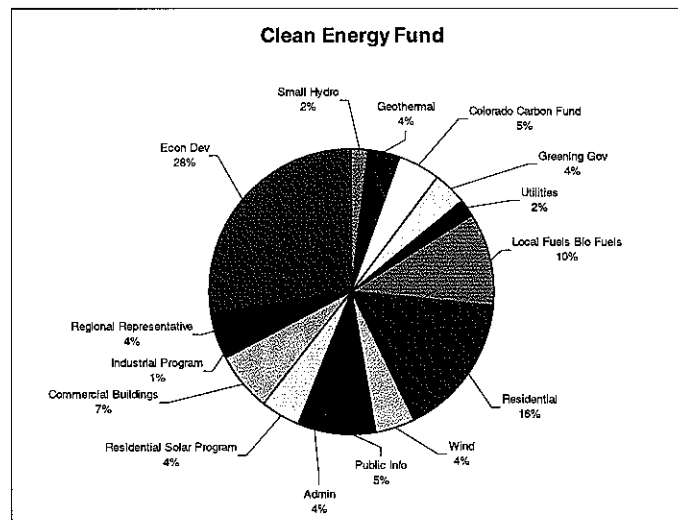


Governor's **Energy Office**  
**Interstate Renewable Transmission**

A roadman for  
 transi  
 devel  
 to benefit c  
 Wyoming  
 New Mexicc  
**HPX**  
 High Plains Express



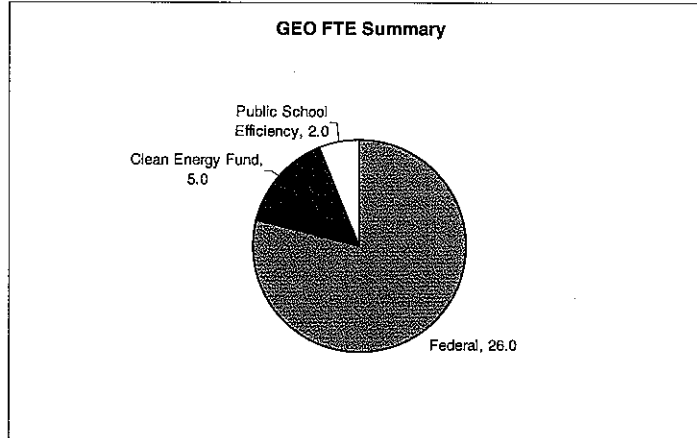
Governor's **Energy Office** **Clean Energy Fund**  
**Program Distribution 08-09**





Governor's  
**Energy Office**

**GEO FTE Summary**



Governor's  
**Energy Office**

**Renewable Energy Jobs**

Renewable Energy Jobs Generated in the U.S. in 2007,  
by Selected Occupations

Occupation	Jobs
Agricultural Equipment Operators	4,260
Biochemists and Biophysicists	1,580
Bookkeeping and Accounting Clerks	8,228
Business Operations Specialists	3,390
Carpenters	780
Chemical Technicians	1,880
Civil Engineers	3,080
Computer and IT Managers	1,210
Computer Programmers	2,660
Computer Software Engineers	3,260
Database Administrators	560
Electrical and Electronic Equipment Assemblers	840
Electricians	6,330
Engineering Managers	1,350
Environmental Engineers	630
Environmental Science Technicians	1,690
Employment, Recruitment, and Placement Specialists	600
Forest and Conservation Workers	1,440

Occupation	Jobs
HVAC Mechanics and Installers	2,130
Industrial Engineers	1,340
Industrial Production Managers	760
Inspectors, Testers, and Sorters	2,400
Janitors and Cleaners	3,610
Machinists	1,820
Mechanical Engineers	1,950
Payroll and Timekeeping Clerks	1,160
Plumbers, Pipefitters, and Steamfitters	4,670
Purchasing Agents	1,280
Sales Representatives	4,140
Security Guards	1,310
Sheet Metal Workers	1,600
Shipping and Receiving Clerks	2,210
Surveyors	690
Tax Preparers	580
Tool and Die Makers	620
Training and Development Specialists	650
Truck Drivers	9,500



# Governor's Energy Office

Typical Employee Profile of a 250-person  
Wind Turbine Manufacturing Company, 2007  
(Selected Occupations)

Occupation	# Jobs	Salary	Occupation	# Jobs	Salary
Engine and Other Machine Assemblers	31	\$36,900	General and Operations Managers	3	123,600
Machinists	27	41,300	Industrial Production Managers	3	95,000
Team Assemblers	16	30,700	Industrial Truck and Tractor Operators	3	34,900
Computer-Controlled Machine Tool Operators	12	41,500	Purchasing Agents	3	57,100
Mechanical Engineers	10	73,300	Cutting/Punching/Press Machine Setters/Operators/Tenders	3	32,000
First-Line Supervisors/Managers of Production/Operating	10	60,800	Production, Planning, and Expediting Clerks	3	46,100
Inspectors, Testers, Sorters, Samplers, and Weighers	8	41,100	Milling and Planing Machine Setters/Operators/Tenders	3	41,200
Lathe and Turning Machine Tool Setters/Operators/Tenders	6	40,800	Mechanical Drafters	2	40,600
Drilling and Boring Machine Tool Setters/Operators/Tenders	4	40,500	Customer Service Representatives	2	39,700
Welders, Cutters, Solderers, and Brazers	4	40,600	Bookkeeping, Accounting, and Auditing Clerks	2	36,300
Laborers and Freight, Stock, and Material Movers	4	30,300	Office Clerks, General	2	29,800
Maintenance and Repair Workers	4	44,900	Sales Representatives, Wholesale and Manufacturing	2	56,300
Tool and Die Makers	4	44,800	Janitors and Cleaners	2	30,200
Grinding/Lapping/Polishing/Buffering Machine Tool Operators	4	35,500	Sales Engineers	2	73,900
Multiple Machine Tool Setters/Operators/Tenders	4	41,400	Accountants and Auditors	2	61,000
Industrial Engineers	3	71,900	Tool Grinders, Filers, and Sharpeners	2	44,800
Industrial Machinery Mechanics	3	46,900	Executive Secretaries and Administrative Assistants	2	44,000
Engineering Managers	3	110,600	Mechanical Engineering Technicians	2	51,900
Shipping, Receiving, and Traffic Clerks	3	32,700	Electricians	2	50,700
			Other employees	48	50,600
			<b>Employee Total (126 occupations in the industry)</b>	<b>250</b>	<b>\$47,300</b>