


LB
3221
044
2002
c.1



REPORT OF
THE
STATE AUDITOR

School Capital Construction Report

Fiscal Year 2002



**LEGISLATIVE AUDIT COMMITTEE
2003 MEMBERS**

Senator Jack Taylor
Chairman

Senator Ron Tupa
Vice-Chairman

Senator Norma Anderson
Representative Fran Coleman
Representative Pamela Rhodes
Senator Stephanie Takis
Representative Val Vigil
Representative Tambor Williams

Office of the State Auditor Staff

Joanne Hill
State Auditor

Sally Symanski
Deputy State Auditor

Dianne Ray
Legislative Auditors




TABLE OF CONTENTS

	PAGE
School Capital Construction Report Narrative	1
Exhibit 1: Summary	E-1
Exhibit 2: Districts	E-2
Exhibit 3: Charter Schools	E-3
Exhibit 4: Projects By School	E-4
APPENDIX	A-1



School Capital Construction Report Fiscal Year 2002

Purpose and Scope

The School Capital Construction Report was prepared to fulfill the requirements of Section 2-3-115, C.R.S., which requires the State Auditor to report annually beginning with Fiscal Year 2002 on the amount of State Education Fund monies expended in the State for school capital construction and to identify the schools and projects on which funds were spent. The report is to be submitted by February 1 each year to the education committees of the House and Senate, the Legislative Audit Committee, and the Joint Budget Committee.

This report includes capital construction award and expenditure information for Fiscal Year 2002 from two sources: (1) funds appropriated for capital construction from the State Education Fund and (2) funds appropriated in relation to the *Giardino v. State Board of Education* Settlement Agreement (Settlement Agreement), which also must be spent on capital construction. These are the primary sources of capital construction funds available to schools from the State. In Fiscal Year 2002, the amount provided from the State Education Fund was almost \$6.5 million each for charter schools and school districts, or a total of about \$12.9 million; another \$10 million was appropriated to the districts to meet requirements in the Settlement Agreement. In total, about \$22.9 million in state funds was appropriated for school construction from these two sources in Fiscal Year 2002. (The Colorado Department of Education has received a one-time federal grant of \$8.8 million for school construction that will expire in September 2003. Expenditures of those funds are not included in this report).

Award and expenditure information related to the school districts was obtained from data maintained by the Colorado Department of Education (Department). For the charter schools, award information was provided by the Department, and information on expenditures and specific projects was self-reported by the individual charter schools through a survey conducted by the Department.

We gratefully acknowledge the assistance of the Department in preparing this report.

Background

The State Education Fund (Fund) was established as a result of voter approval of Amendment 23 in November 2000, which subsequently became Section 17 of Article IX of the Colorado Constitution. This constitutional amendment requires that a certain amount of state income tax collections be deposited in the Fund for the purpose of providing monies to support preschool through twelfth grade education throughout Colorado, such as through funding public school building capital construction.

The amount of funding that may be provided for school capital construction from the Fund is defined under Section 22-54-124, C.R.S., which states that charter schools shall receive a specific amount of funding per pupil in Fiscal Year 2002 for capital construction on the basis of a formula defined in

statute (the charter school's pupil enrollment multiplied by an amount equal to 130 percent of the minimum capital reserve amount per pupil). Statutes also require that an equal amount of funding for capital construction should be annually appropriated from the Fund to the Department for the school districts.

Monies appropriated from the Fund for the charter schools are paid directly to those schools; the individual schools may use the funds on projects deemed appropriate by the schools. Monies from the Fund for the districts is transferred to the State Capital Construction Expenditure Reserve Fund (Reserve Fund), which is administered by the Department under the direction of the State Board of Education (State Board). Monies from the Reserve Fund are awarded to individual school districts on the basis of grant applications submitted to and approved by the State Board.

The Reserve Fund also receives annual appropriations under Section 24-75-201.1 (4) C.R.S. This statute was enacted as a result of a Settlement Agreement arising from *Giardino v. State Board of Education*, which was a class action complaint filed on behalf of students in ten school districts alleging that the State had not fulfilled its constitutional responsibility to provide for the establishment and maintenance of a thorough and uniform system of free public schools due to the poor conditions of facilities. Under the Settlement Agreement, the State must provide \$190 million in general funds over 11 years to address the most serious needs.

Summary of Information in Report

Section 2-3-115, C.R.S., details the information to be included in this report (see Appendix A, which contains a copy of the statute cross-referenced to the various exhibits). Below is an overview of the information in this report:

- **Exhibit 1: Summary of Awards to and Expenditures by Charter Schools and Districts for Capital Construction, Fiscal Year 2002.** Charter schools received awards totaling almost \$6.5 million from the State Education Fund. These schools received additional funding from other sources and in total expended about \$7 million on capital construction, including all funds received from the State Education Fund. Districts received nearly \$16.4 million in awards (almost \$6.5 million of this was from State Education Fund monies) and expended close to \$4.6 million (\$1.8 million from the State Education Fund monies and \$2.8 million from monies provided under the Settlement Agreement). In total, districts and charter schools expended about \$11.6 million on capital construction in Fiscal Year 2002 (\$7.6 million from the State Education Fund).

Funds received and spent from State Education Funds compare as follows:

The charter schools received an average of \$322.41 per student full-time equivalent (FTE) and expended an average of \$287.23 per student FTE on capital construction. The districts receiving awards received an average of \$28.60 per student FTE and expended an average of \$8.01 per student FTE on capital construction.



6 7 8 9 10 11

Expended on Capital Construction				January 1, 2003 Balance Capital Construction Expenditure Reserve	
Total	Settlement Agreement	Other Funding Source	State Education Fund	All Moneys	State Education Fund Moneys
\$ 4,589,910	\$ 2,786,653	\$ -	\$ 1,803,257	\$ 4,680,301	\$ 829,530 [3]

Data only available June 30, 2002:					
7,014,596	-	1,249,664	5,764,932	706,118	706,118
\$ 11,604,506	\$ 2,786,653		\$ 7,568,189	\$ 5,386,419	\$ 1,535,648

\$ 20.38	\$ 12.37
349.49	

\$ 8.01
287.23

School Capital Construction Report
Fiscal Year 2002
Summary

Exhibit 1

Column Number 1 2 3 4 5

	Student FTE	Grant Awards			State Education Fund
		Total	Settlement Agreement	Other Funding Source	
Districts Total (Exhibit 2)	225,199	\$ 16,392,010	\$ 9,952,009 [1]		\$ 6,440,001 [2]
Charter Schools Total (Exhibit 3)	20,071	7,720,714	-	1,249,664	6,471,050
State Total	245,270	\$ 24,112,724	\$ 9,952,009		\$ 12,911,051

Amounts per pupil

Districts	\$ 72.79	\$ 44.19	\$ 28.60
Charter Schools	384.67		322.41

[1] Administrative expenses of \$47,991 deducted from total awards

[2] Administrative expenses of \$31,049 deducted from total awards

[3] January 1, 2003 balance assumes that the State Education Fund monies are spent first, followed by Settlement Agreement monies

School Capital Construction Report
Fiscal Year Ended 2002
Summary

Col	Heading	Description
1	Total Pupil Enrollment	Student full-time equivalent used for funding.
Grant Awards		
2	Total	Total settlement agreement and state education fund monies awarded through the Colorado Department of Education to districts for capital construction grants.
3	Other Funding Source	Monies derived from sources other than state education funds (contributions, other school funds, etc.) used by the charter schools for capital construction projects.
4	Settlement Agreement	Portion of total grant awards from the settlement agreement.
5	State Education Fund	Portion of total grant awards from the state education fund.
Expended on Capital Construction		
6	Total	Total settlement agreement and state education fund monies expended through the Colorado Department of Education grant program for capital construction.
7	Settlement Agreement	Portion of total grant expended from the settlement agreement.
8	Other Funding Source	Portion of total grant expended from other funding source.
9	State Education Fund	Portion of total grant expended from the state education fund.
January 1, 2003 Balance Capital Construction Expenditure Reserve		
10	All Moneys	Balance of settlement agreement and state education funds remaining at January 1, 2003.
11	State Education Fund Moneys	Balance of state education fund monies remaining at January 1, 2003.



The Department reports that there were delays due to uncertainties regarding when funding would be available to the districts, and as a result, most of the funding awarded to districts had not been spent by the end of the fiscal year (\$11.8 million of the \$16.4 million received had not been spent by June 30, 2002). By January 1, 2003, the balance of unspent funds had decreased to \$4.7 million.

- **Exhibit 2: Awards and Expenditures for Capital Construction by District, Fiscal Year 2002.** This exhibit details the \$16.4 million awards and \$4.6 million in expenditures for the 52 districts (out of 178 districts in the State) that received awards for the year.
- **Exhibit 3: Awards and Expenditures for Capital Construction by Charter School by Project, Fiscal Year 2002.** This exhibit details the \$6.7 million in awards from the State Education Fund and \$7 million in expenditures, including funds from other sources, on capital construction by project for each of the 67 charter schools that received State Education Fund monies during the year.
- **Exhibit 4: Expenditures on Capital Construction by School within District by Project, Fiscal Year 2002.** This exhibit details the \$4.6 million in expenditures on capital construction by project for each of the public schools in the 40 districts that spent funding allocated from the State Capital Construction Expenditures Reserve Fund during the year. Twelve of the 52 districts that received awards in Fiscal Year 2002 had not spent any of the awards by the end of the year.

School Capital Construction Report
Fiscal Year Ended 2002
Districts

<u>Col</u>	<u>Heading</u>	<u>Description</u>
Grant Awards		
1	Total	Total settlement agreement and state education fund monies awarded through the Colorado Department of Education to districts for capital construction grants.
2	Settlement Agreement	Portion of total grant awards from the settlement agreement.
3	State Education Fund	Portion of total grant awards from the state education fund.
Expended on Capital Construction		
4	Total	Total settlement agreement and state education fund monies expended through the Colorado Department of Education grant program for capital construction.
5	Settlement Agreement	Portion of total grant expended from the settlement agreement.
6	State Education Fund	Portion of total grant expended from the state education fund.
January 1, 2003 Remaining Balance		
7	Total	Balance of settlement agreement and state education fund grant awards remaining at January 1, 2003.
8	Settlement Agreement	Balance of settlement agreement grant awards remaining at January 1, 2003.
9	State Education Fund	Balance of state education fund grant awards remaining at January 1, 2003.
10	Student FTE	Student full-time equivalent used for funding.

School Capital Construction Report
Fiscal Year 2002
Districts

Column number 1 2 3

County	School Districts	Grant Awards		
		Total	Settlement Agreement	State Education Fund
Adams	BRIGHTON 27J SCHOOL DISTRICT	\$ 1,480,000	\$ 898,546	\$ 581,454
Adams	WESTMINSTER NO 50 SCHOOL DISTRICT	556,608	337,931	218,677
Alamosa	ALAMOSA RE 11J SCHOOL DISTRICT	440,336	267,339	172,997
Arapahoe	SHERIDAN DISTRICT NO 2 SCHOOL DISTRICT	644,059	391,025	253,034
Baca	SPRINGFIELD (BACA COUNTY) RE 4 SCHOOL DISTRICT	56,000	33,999	22,001
Bent	MCCLAVE RE 2 SCHOOL DISTRICT	450,041	273,231	176,810
Conejos	SANFORD (CONEJOS) NO 6J SCHOOL DISTRICT	124,815	75,778	49,037
Conejos	SOUTH CONEJOS NO RE 10 SCHOOL DISTRICT	909,714	552,311	357,403
Costilla	CENTENNIAL R 1 SCHOOL DISTRICT	250,000	151,781	98,219
Custer	CONSOLIDATED (CUSTER COUNTY) NUMBER C 1 SCHOOL DISTRICT	231,120	140,319	90,801
Dolores	DOLORES COUNTY RE NUMBER 2 SCHOOL DISTRICT	41,857	25,412	16,445
El Paso	COLORADO SPRINGS (EL PASO COUNTY) 11 SCHOOL DISTRICT	110,000	66,784	43,216
El Paso	EDISON (EL PASO) NO 54JT SCHOOL DISTRICT	55,558	33,731	21,827
El Paso	ELLCOTT (EL PASO COUNTY) NO 22 DISTRICT	1,442,513	875,787	566,726
El Paso	HARRISON 2 EL PASO COUNTY SCHOOL DISTRICT	158,400	96,169	62,231
El Paso	WIDEFIELD (EL PASO COUNTY) NO 3 SCHOOL DISTRICT	79,559	48,302	31,257
Elbert	AGATE PUBLIC NO 300 SCHOOL DISTRICT	402,401	244,308	158,093
Fremont	FLORENCE (FREMONT COUNTY) RE 2 SCHOOL DISTRICT	153,089	92,944	60,145
Huerfano	LA VETA PUBLIC SCHOOL DISTRICT	45,000	27,321	17,679
Jefferson	JEFFERSON COUNTY NO R 1 SCHOOL DISTRICT	215,850	131,048	84,802
Kit Carson	STRATTON (KIT CARSON COUNTY) R 4 SCHOOL DISTRICT	245,430	149,007	96,423
Lake	LAKE COUNTY NO R 1 SCHOOL DISTRICT	110,000	66,784	43,216
Las Animas	AGUILAR PUBLIC RE 6 SCHOOL DISTRICT	342,231	207,777	134,454
Las Animas	BRANSON RE 82 SCHOOL DISTRICT	150,700	91,494	59,206
Las Animas	TRINIDAD (LAS ANIMAS COUNTY) NUMBER RE 1 SCHOOL DISTRICT	308,500	187,298	121,202
Lincoln	LIMON (LINCOLN COUNTY) NUMBER RE 4J SCHOOL DISTRICT	500,000	303,563	196,437
Logan	BUFFALO (LOGAN COUNTY) NUMBER RE 4 JOINT SCHOOL DISTRICT	64,534	39,180	25,354
Mesa	MESA COUNTY VALLEY NO 51 SCHOOL DISTRICT	83,600	50,756	32,844
Montezuma	DOLORES (MONTEZUMA COUNTY) RE 4A SCHOOL DISTRICT	300,000	182,138	117,862
Montezuma	MANCOS (MONTEZUMA COUNTY) RE 6 SCHOOL DISTRICT	79,000	47,963	31,037
Montezuma	MONTEZUMA CORTEZ NO RE 1 SCHOOL DISTRICT	420,747	255,446	165,301

4 5 6 7 8 9 10


Expended on Capital Construction			January 1, 2003 Remaining Balance			Student FTE
Total	Settlement Agreement	State Education Fund	Total	Settlement Agreement	State Education Fund	
\$ 312,494	\$ 189,723	\$ 122,771	\$ -	\$ -	\$ -	6,187
66,243	40,218	26,025	490,365	297,713	192,652	10,594
168,178	102,105	66,073	80,341	80,341	-	2,330
-	-	-	227,151	227,151	-	1,895
55,875	33,923	21,952	125	76	49	335
500	304	196	227,020	227,020	-	257
-	-	-	5,947	5,947	-	336
161,515	98,060	63,455	606,290	454,251	152,039	362
6,250	3,795	2,455	47,058	47,058	-	315
-	-	-	562	562	-	424
-	-	-	15,417	15,417	-	315
110,000	66,784	43,216	-	-	-	31,145
9,385	5,698	3,687	40,718	28,033	12,685	93
516,285	313,450	202,835	75,333	75,333	-	919
13,974	8,484	5,490	898	898	-	10,504
79,559	48,302	31,257	-	-	-	8,311
215,345	130,741	84,604	169,095	113,567	55,528	127
133,111	80,815	52,296	639	639	-	1,921
4,750	2,884	1,866	-	-	-	261
62,361	37,861	24,500	7,432	7,432	-	84,082
245,430	149,007	96,423	-	-	-	273
-	-	-	39,710	39,710	-	1,217
68,386	41,519	26,867	-	-	-	153
53,723	32,617	21,106	85,689	58,877	26,812	149
193,150	117,266	75,884	-	-	-	1,464
402,525	244,383	158,142	9,011	9,011	-	616
-	-	-	-	-	-	300
5,089	3,090	1,999	35,845	35,845	-	19,032
31,611	19,192	12,419	-	-	-	680
11,545	7,009	4,536	2,271	2,271	-	459
127,818	77,602	50,216	160,840	160,840	-	3,226

School Capital Construction Report
Fiscal Year 2002
Districts

Column number 1 2 3

County	School Districts	Grant Awards		
		Total	Settlement Agreement	State Education Fund
Montrose	MONTROSE COUNTY NO RE 1J SCHOOL DISTRICT	165,417	100,429	64,988
Montrose	WEST END (MONTROSE COUNTY) SCHOOL RE 2 DISTRICT	340,931	206,988	133,943
Morgan	FORT MORGAN (MORGAN COUNTY) NO RE 3 SCHOOL DISTRICT	500,000	303,563	196,437
Morgan	WIGGINS (MORGAN COUNTY) NUMBER RE 50 J SCHOOL DISTRICT	24,360	14,790	9,570
Otero	FOWLER (OTERO COUNTY) NUMBER R4J SCHOOL DISTRICT	1,397,855	848,674	549,181
Otero	MANZANOLA (OTERO) NUMBER 3J SCHOOL DISTRICT	280,658	170,395	110,263
Otero	ROCKY FORD R 2 SCHOOL DISTRICT	102,439	62,193	40,246
Park	PARK COUNTY RE 2 SCHOOL DISTRICT	80,000	48,570	31,430
Phillips	HAXTUN PHILLIPS COUNTY NO RE 2J SCHOOL DISTRICT	250,000	151,781	98,219
Pueblo	PUEBLO CITY NO 60 SCHOOL DISTRICT	763,758	463,697	300,061
Rio Grande	DEL NORTE NO C 7 SCHOOL DISTRICT	135,246	82,111	53,135
Rio Grande	MONTE VISTA NO C 8 SCHOOL DISTRICT	292,600	177,645	114,955
Rio Grande	SARGENT NO RE 33J SCHOOL DISTRICT	139,362	84,610	54,752
Routt	HAYDEN NO RE 1 SCHOOL DISTRICT	77,000	46,749	30,251
Routt	SOUTH ROUTT RE 3 SCHOOL DISTRICT	290,000	176,066	113,934
Saguache	CENTER CONSOLIDATED 26J SCHOOL DISTRICT	58,000	35,213	22,787
Saguache	MOFFAT NO 2 SCHOOL DISTRICT	30,000	18,214	11,786
Teller	CRIPPLE CREEK VICTOR NO RE 1 SCHOOL DISTRICT	186,224	113,061	73,163
Teller	WOODLAND PARK NO RE 2 SCHOOL DISTRICT	566,366	343,855	222,511
Washington	AKRON NUMBER R 1 SCHOOL DISTRICT	100,022	60,726	39,296
Washington	LONE STAR (WASHINGTON COUNTY) NO 101 SCHOOL DISTRICT	160,110	97,207	62,903
	Total by District	\$ 16,392,010	\$ 9,952,009	\$ 6,440,001

Expended on Capital Construction			January 1, 2003 Remaining Balance			Student FTE
Total	Settlement Agreement	State Education Fund	Total	Settlement Agreement	State Education Fund	
7,800	4,736	3,064	31,387	31,387	-	5,194
136,529	82,890	53,639	99,490	99,490	-	402
500,000	303,563	196,437	-	-	-	3,053
-	-	-	-	-	-	560
111,316	67,583	43,733	829,258	781,091	48,167	363
41,850	25,408	16,442	146,081	144,987	1,094	217
-	-	-	102,439	62,193	40,246	910
80,000	48,570	31,430	-	-	-	565
107,010	64,969	42,041	10,498	10,498	-	273
26,414	16,037	10,377	603,429	447,660	155,769	16,850
-	-	-	7,780	7,780	-	717
33,875	20,566	13,309	2,816	2,816	-	1,358
99,560	60,445	39,115	2,410	2,410	-	419
-	-	-	77,000	46,749	30,251	461
-	-	-	290,000	176,066	113,934	426
57,228	34,745	22,483	772	468	304	614
25,250	15,330	9,920	2,725	2,725	-	184
186,224	113,061	73,163	-	-	-	604
114,827	69,714	45,113	82,070	82,070	-	3,196
-	-	-	642	642	-	452
6,925	4,204	2,721	63,747	63,747	-	99
\$ 4,589,910	\$ 2,786,653	\$ 1,803,257	\$ 4,680,301	\$ 3,850,771	\$ 829,530	225,199



School Capital Construction Report
Fiscal Year Ended 2002
Charter Schools

Col	Heading	Description
Grant Awards		
1	Total	Total other funding sources and state education fund monies awarded and paid through the Colorado Department of Education to districts for capital construction grants.
2	Other Funding Sources	Monies derived from sources other than state education funds (contributions, other school funds, etc.) used by the charter schools for capital construction projects.
3	State Education Fund	Portion of total grant awards from the state education fund.
Expenditures		
4	Total Expended on Capital Construction	Total of columns 6 through 10 listing specific types of capital construction.
5	June 30, 2002 Remaining Balance	The remainder of column 1 (total grant awards) less column 4 (total expended on capital construction).
Projects		
6	Construction	The column heading identifies the types of projects. Financing and leasing projects are listed by amount in column 10 and the description of the financing and/or leasing terms provided in column 11.
7	Remodeling	
8	Purchase of Land, Buildings, or Facilities	
9	Leasing of Land, Buildings or Facilities	
	Financing/Leasing	
10	Amount	
11	Terms	
12	Student FTE	Student full-time equivalent used for funding.

School Capital Construction Report
 Fiscal Year 2002
 Charter Schools

Column Number 1 2 3 4 5

County	District	Charter Schools	Total	Grant Awards		Total Expended on Capital Construction col 6+7+8+9+10	June 30, 2002 Remaining Balance (col 1 - 4)
				Other Funding Sources	State Education Fund		
Adams	Adams Twelve Five Star Schools	Pinnacle Charter School	\$ 268,076		\$ 268,076	\$ 268,076	\$ -
Adams	Adams Twelve Five Star Schools	Stargate Charter School	93,496		93,496	73,496	20,000
Adams	Brighton 27J	Brighton Charter School	88,210	21,473	66,737	88,210	-
Adams	Brighton 27J	Bromley East Charter School	204,402		204,402	136,000	68,402
Adams	Northglenn-Thornton 12	Academy Of Charter Schools	470,040	89,124	380,916	470,040	-
Adams	Strasburg 31J	Prairie Creeks Charter School	9,027		9,027	9,027	-
Adams	Westminster 50	Crown Pointe Academy of Westminster	93,654	26,595	67,059	93,654	-

6 7 8 9 10 11 12

Projects						Student FTE
Construction	Remodeling	Purchase of Land, Buildings or Facilities	Leasing of Land Buildings or Facilities	Financing/Leasing (self-reporting)		
				Amount	Terms	
\$ -	\$ -	\$ -		\$ 268,076	Repayment of bonds for the purchase and remodeling of land and building. Total bond \$12.3 M.	832
			73,496		Lease with Old Vine Management. Lease expires July 31, 2003.	290
	3,409		84,801		Lease with Colorado Educational and Cultural Facilities Authority to lease Old Court House for \$1.00/year. The lease is currently set up to cover utilities, maintenance and repairs. The monthly lease amount has ranged from \$7,000 to \$10,000 per month in the past. During FY2001-02 the monthly lease amount was \$7,067. The lease has now been revised to handle minimal operating costs because the school now covers all utilities, repairs and maintenance. This lease cost which is currently \$2,000 per month will continue until a new site is acquired or the lease with the local government expires. An additional lease to cover future site land costs and previous remodeling costs has been established. The current monthly lease is \$7,776 and will increase to \$9,042 next year. Total costs for these items were estimated at \$1,300,000 and were built into the over all facility financing project for Bromley East. BCS is obligated for approximately 10% of those costs and pays this monthly.	207
			136,000		Monthly facility lease payments of \$67,929.75 are being made currently. The total annual debt service for FY 2002/2003 is \$815,157.00, or approximately four times the capital construction funding level. Interest was capitalized to allow for temporary	634
			470,040		Lease of facilities located at 601 E. 64th Ave. Denver, CO. And lease of three mobile class rooms.	1,181
			9,027		Lease is a month basis - Charter school is housed in the basement of the Strasburg Presbyterian Church located at 56635 E. Iowa, Strasburg, Colorado 80136	28
18,400				75,254	Payment Towards bonds issued in 2000 for the building expansion	208

**School Capital Construction Report
Fiscal Year 2002
Charter Schools**

Column Number 1 2 3 4 5

County	District	Charter Schools	Total	Grant Awards		Total Expended on Capital Construction col 6+7+8+9+10	June 30, 2002 Remaining Balance (col 1 - 4)
				Other Funding Sources	State Education Fund		
Arapahoe	Adams - Arapahoe 28J	Aurora Academy	135,730		135,730	135,730	-
Arapahoe	Arapahoe District #6	Littleton Preparatory Charter School	144,758		144,758	144,758	-
Arapahoe	Cherry Creek School District #5	Cherry Creek Academy	134,441		134,441	134,411	30
Arapahoe	Littleton / Arapahoe 6	Littleton Academy	137,181		137,181	137,181	-
Boulder	Boulder Valley School District RE-2J	Boulder Preparatory High School	21,278		21,278	-	21,278
Boulder	Boulder Valley School District RE-2J	Peak to Peak K-12	183,768		183,768	117,765	66,003
Boulder	Boulder Valley School District RE-2J	Sojourner Middle School	17,087		17,087	6,239	10,848
Boulder	St Vrain Valley School District RE1-J	Ute Creek Secondary Academy	54,969		54,969	54,969	-

6 7 8 9 10 11 12

Projects						Student FTE
Construction	Remodeling	Purchase of Land, Buildings or Facilities	Leasing of Land Buildings or Facilities	Financing/Leasing (self-reporting)		
				Amount	Terms	
			135,730		Aurora Academy began leasing its school facilities in April 2000 under an operating lease, which expires on June 30, 2020. Total lease expenditures for the year ended June 30, 2002 were \$522,085. The future minimum annual lease payments are \$512,000.	421
			144,758		We are five years into a ten year lease of 41,000 square feet that includes responsibility for maintenance and repairs to the interior of the building, all property and liability insurance, CAM charges and all utilities including trash removal.	449
			134,411		In May, 2001, CECFA issued \$4,155,000 Charter School Revenue Bonds, Series 2001. Proceeds from the bonds were loaned to the Cherry Creek Academy Facility Corporation under a lease agreement to purchase the Academy's building by refunding existing debt, and to make certain improvements to the building. The Academy is obligated under a lease agreement to make monthly lease payments to the Facility Corporation for use of the building. The facility Corporation is required to make equal lease payments to the Trustee, for payment of the bonds. Monthly principal and interest payments are due under the lease agreements, with interest accruing at rates ranging from 5.25% to 6%. Minimum annual lease payments from 2003 through 2030 are \$296,838. The lease matures in May, 2030.	417
		137,181				425
						66
			117,765		Lease on Four Modular Units while new building was being constructed.	570
	606		5,633		Sublease agreement between Sojourner and LaPetite Academy	53
			54,969		Lease Term: One year subject to two additional one year renewals commencing July 1, 2000. Capital Construction Dollars were used toward first renewal year (2nd Year of Lease). The annual rent for this term was \$168,720.08 payable in twelve monthly payments of \$14,060.61.	171

**School Capital Construction Report
Fiscal Year 2002
Charter Schools**

Column Number 1 2 3 4 5

County	District	Charter Schools	Total	Grant Awards		Total Expended on Capital Construction col 6+7+8+9+10	June 30, 2002 Remaining Balance (col 1 - 4)
				Other Funding Sources	State Education Fund		
Denver	Denver County 1	Challenges, Choices and Images	33,046		33,046	33,046	-
Denver	Denver County 1	Community Challenge	35,562	3,000	32,562	35,562	-
Denver	Denver County 1	Denver Arts & Technology Academy	69,477		69,477	69,103	374
Denver	Denver County 1	P.S. 1 Charter School	91,884		91,884	91,884	-
Denver	Denver County 1	The Odyssey Charter School	65,770		65,770	65,415	355
Denver	Denver County 1	Wyatt-Edison Charter School	214,396		214,396	214,396	-
Douglas	Douglas County RE-1	Academy Charter	187,959		\$ 187,959	\$ 187,959	-
Douglas	Douglas County RE-1	DCS Montessori	93,657		93,657	93,657	-
Douglas	Douglas County RE-1	Parker Core Knowledge	120,578		120,578	120,578	-
Douglas	Douglas County RE-1	Platte River Academy	125,091		125,091	125,091	-
Douglas	Douglas County RE-1	Renaissance	83,018		83,018	-	83,018
Eagle	Eagle County Re-50	Eagle County Charter	225,355	142,498	82,857	225,355	-
El Paso	Academy 20	Black Forest School	71,791	46,644	25,147	71,791	-
El Paso	Academy 20	Classical Academy	323,528		323,528	323,528	-
El Paso	Calhan RJ-1	Frontier Charter Academy	91,074	63,670	27,404	91,074	-
El Paso	Cheyenne Mountain 12	Cheyenne Mountain Charter Academy	121,061		121,061	121,061	-
El Paso	Colorado Springs 11	CIVA Charter School	218,976	218,976	-	218,976	-
El Paso	Colorado Springs 11	Emerson Edison Academy	230,194		230,194	87,026	143,168

6 7 8 9 10 11 12

		Projects		Financing/Leasing (self-reporting)		Student FTE
Construction	Remodeling	Purchase of Land, Buildings or Facilities	Leasing of Land Buildings or Facilities	Amount	Terms	
	33,046					102
35,562						101
			16,709	52,394	Financing--A portion of interest payments to Management Company on loan advanced in the schools first year of operation for improvements to facility leased from district. Lease--Lease and installation of modular classroom area.	216
			6,827	85,057	Financing--Loan for Leasehold Improvements to 1062 Delaware Street. Principal \$58417.89 Interest 26,638.76 Lease for 1062 Delaware Street Denver, CO	285
			65,415		One year lease with Blessed Sacrament Church	204
				214,396	Financing- School has a \$2 Million Loan from National Cooperative Bank which paid for new construction and remodeling. Monthly mortgage Payment is \$18,988.43; Annual total of payments is \$227,861.16	665
				\$ 187,959	Financing- Lease payments pay the bond issued to construct the bldg.	583
			93,657		DCS Montessori has a bond obligation to pay over \$700,000 a year for the next 30 years	290
			120,578		Lease- Lease payments pay the bonds issued to construct bldg.	374
			125,091		Our lease from the year amounted to \$325,540.19. All of the funding from amendment 23 went towards defraying this expense.	388
						258
79,872			145,483		Payments on 4 separate leases to GE Modular and Space Master.	257
	39,190		32,601		Renewable Annually	78
			323,528		With: TCA Building Corp. Length: 30 Years Payment: Schedule Varies Average \$135,000 a month.	1,003
54,648			36,426		12 Month minimum rental with special purchase option.	85
			121,061		Continuing lease / purchase payments to Cheyenne Mountain Charter Foundation, owner of the building housing the Academy.	376
			218,976		2nd year of 3 year lease. Payments (monthly) of \$18,248. Goes up 5% per year	
84,468	2,558					714

**School Capital Construction Report
Fiscal Year 2002
Charter Schools**

Column Number 1 2 3 4 5

County	District	Charter Schools	Total	Grant Awards		Total Expended on Capital Construction col 6+7+8+9+10	June 30, 2002 Remaining Balance (col 1 - 4)
				Other Funding Sources	State Education Fund		
El Paso	Colorado Springs 11	GLOBE Charter School	54,647		54,647	54,647	-
El Paso	Colorado Springs 11	Roosevelt-Edison Charter School	223,262		223,262	147,426	75,836
El Paso	Harrison 2	James Irwin Charter School	304,639	244,834	59,805	304,639	-
El Paso	Lewis-Palmer 38	Monument Academy	313,517	181,333	132,184	313,517	-
El Paso	Widefield School District #3	Leadership Preparatory Academy	4,000	4,000	-	4,000	-
Elbert	Elizabeth C-1	Elbert County Charter School	250,817	163,769	87,048	250,817	-
Fremont	Canon City RE1	Mountain View Core Knowledge School	68,832		68,832	-	68,832
Garfield	Roaring Fork RE1	Carbondale Community School	34,497		34,497	34,497	-
Grand	East Grand 2	Indian Peaks Charter School	20,634		20,634	11,012	9,622
Gunnison	Gunnison Watershed RE1J	Marble Charter School	6,126		6,126	6,126	-
Jefferson	Jefferson County R-1	CICS/Center for Discovery Learning	75,442		75,442	75,442	-
Jefferson	Jefferson County R-1	Collegiate Academy of Colorado	164,908		164,908	164,908	-
Jefferson	Jefferson County R-1	Compass Montessori School	62,707		62,707	62,707	-
Jefferson	Jefferson County R-1	Compass Secondary Montessori School	27,726		27,726	27,726	-
Jefferson	Jefferson County R-1	Excel Academy	56,877	19,962	36,915	56,877	-

6 7 8 9 10 11 12

		Projects			Financing/Leasing (self-reporting)		Student FTE
Construction	Remodeling	Purchase of Land, Buildings or Facilities	Leasing of Land Buildings or Facilities	Amount	Terms		
			54,647		Capital Construction was used to offset lease costs. Lease terms: \$9,098.33 per month or \$109,179.95 per year.	170	
147,426						692	
	160,692		143,947		We are in the third year of a five year lease. Our current lease payments are \$12,137 per month. We also rent storage units at a cost of \$620 per month. We do not have our own facilities for athletics, so we must rent gyms and fields.	185	
	52,250		261,267			410	
			4,000		Month to Month at a rate of \$2,000 per month beginning May 1, 2002 and ending upon written 30 day notice to vacate.		
58,290		5,212		187,315	Financing-This is our bond payment amount for the year.	270	
					Lease monthly payment of \$12,268.00 paid to Community First Leasing Services. Lease originally signed on 10/12/01 for \$1,500,000 at 6.7% interest.	214	
				34,497	Financing--Construction funds were applied to interest & principal towards the revenue bond used to finance the construction of the school.	107	
	11,012					64	
	6,126					19	
			75,442		Lease of building for 01-02 \$209,506. Paid \$100,000 in August and \$9555/monthly for the next 11 months.	234	
82,908	53,000		29,000		January 2002 Lease for building (26,000.00) and temporary mobile classrooms (3,000.00).	511	
		62,707			Repayment towards bond financing of \$2.150 million dollars. Money was used to finance the purchase, remodeling and expansion of the elementary campus.	195	
			27,726		One year lease. July was \$1000 per month gross rent and August through June rent was \$3600 per month gross.	86	
			56,877		Lease with MetroPlex Asset Management Corp. for the units in the shopping center collectively known as 9215 Ralston Road, Arvada, CO 80002.	114	

**School Capital Construction Report
Fiscal Year 2002
Charter Schools**

Column Number 1 2 3 4 5

County	District	Charter Schools	Total	Grant Awards		Total Expended on Capital Construction col 6+7+8+9+10	June 30, 2002 Remaining Balance (col 1 - 4)
				Other Funding Sources	State Education Fund		
Jefferson	Jefferson County R-1	Jefferson Academy Charter School	211,495		211,495	211,495	-
Jefferson	Jefferson County R-1	Lincoln Academy	93,496		93,496	93,496	-
Jefferson	Jefferson County R-1	Montessori Peaks Academy	68,188		68,188	68,188	-
Jefferson	Jefferson County R-1	Rocky Mountain Academy of Evergreen	51,100		51,100	51,100	-
Jefferson	Jefferson County R-1	Woodrow Wilson Academy	69,638		69,638	69,638	-
Larimer	Poudre R-1	Liberty Common School	160,394		160,394	160,394	-
Larimer	Poudre R-1	Pioneer School for Expeditionary Learning	51,262		51,262	51,262	-
Larimer	Poudre R-1	Ridgeview Classical Schools	123,963		123,963	123,963	-
Montezuma	Montezuma-Cortez RE-1	Southwest Open School	23,784	23,784		23,784	-
Pitkin	Aspen School District	Aspen Community School	29,338		29,338	29,338	-
Pueblo	Pueblo City 60	Cesar Chavez Academy	97,364		97,364	-	97,364
Pueblo	Pueblo Rural 70	Connect Charter School	46,748		46,748	46,748	-

6 7 8 9 10 11 12

		Projects			Student FTE	
Construction	Remodeling	Purchase of Land, Buildings or Facilities	Leasing of Land Buildings or Facilities	Financing/Leasing (self-reporting)		
				Amount		Terms
	17,593			193,902	Financing-Bonds (series 1999 & 2000) for new buildings.	656
		93,496				290
			68,188		School has two facilities leased in FY 2002. One lease expired on June 30, 2002. The second lease expires June 30, 2003. All capital construction money in 2001-2002 school year were used for payment of these facility leases.	212
			51,100		We pay just over \$10,000 per month to lease our buildings. We have five years left in our lease with the landlord.	158
			69,638		\$22,000 per month x 3 months building lease. \$500 per month x 3 months room lease for art. Portion of lease per month \$2138.	216
				160,394	Debt service on series 1998 Charter School Revenue Bonds issued through the Colorado Educational and Cultural Facilities Authority.	498
	51,262					159
			123,963		Triple Net Lease with Dunamis III limited Partnership for period of 5 years, July 2001 - July 2006. Lease amount 2002-2003 \$48,750/month.	384
20,684	3,100					
	29,338					91
					CCA purchased two modular units which provide four additional classrooms. \$85,146 of the Capital construction monies were applied to this project. Additionally, CCA purchased necessary building equipment including \$5,900 for fencing, \$4,415 for playground equipment, and \$1,885 toward a wiring project with a total cost of \$5,887. Pueblo School District NO. 60 provided funds in the amount of \$28,384 toward the \$5,887. Pueblo School District No. 60 provided funds in the amount of \$28,394 toward the purchase of the two modulars in addition to the \$85,146 provided from Capital Construction monies.	302
			46,748		On a month to month lease agreement, payments are \$4,350.00 per month.	145

**School Capital Construction Report
Fiscal Year 2002
Charter Schools**


Column Number 1 2 3 4 5

County	District	Charter Schools	Total	Grant Awards		Total Expended on Capital Construction col 6+7+8+9+10	June 30, 2002 Remaining Balance (col 1 - 4)
				Other Funding Sources	State Education Fund		
Pueblo	Pueblo Rural 70	Swallows Charter Academy	53,035		53,035	53,035	-
Routt	Steamboat Springs RE2	North Routt Community Charter School	4,352		4,352	-	4,352
Saguache	Moffat 2	Crestone Charter School	15,797		15,797	12,851	2,946
Weld	Weld Co. 6 Greeley	Colorado High School Charter	33,691		33,691	-	33,691
Weld	Weld Co. 6 Greeley	Frontier Academy	178,126		178,126	178,126	-
Weld	Weld Co. 6 Greeley	University Schools	209,238		209,238	209,238	-
Weld	Weld RE-3J	Cardinal Community Academy	25,792		25,792	25,792	-
Weld	Weld RE-4	Windsor Charter Academy	46,748		46,748	46,748	-
					-		
		Total	\$ 7,720,714	\$ 1,249,664	\$ 6,471,050	\$ 7,014,596	\$ 706,118

Source: Collected by questionnaire from Vody Herrmann, Director of Public School Finance Unit, CDE 303-866-6845, submitted 12/5/02

6 7 8 9 10 11 12

Projects						Student FTE
Construction	Remodeling	Purchase of Land, Buildings or Facilities	Leasing of Land Buildings or Facilities	Financing/Leasing (self-reporting)		
				Amount	Terms	
		53,035			Purchasing--10 year agreement started in May 1999 will continue through May 2009 payments are \$7,989.08 per month, it is a lease/purchase agreement.	165
						13
12,851						49
						105
	17,878	30,000	130,248		Monthly lease payments on building until date of purchase, plus monthly lease payments and costs of modular building used for entire school year.	552
59,238			150,000		Building Lease with the University of Northern Colorado for the use of Bishop-Lehr Hall - \$15,000 per month for 10 months.	649
		25,792			Purchasing--Variable Rate Loan (7.5%) for \$430,905.64. Monthly Payment of \$5,308.47 until 4/15/11 when the loan matures.	80
			46,748		Non-capital building lease term from 8/15/01 to 08/14/2004	145
\$ 654,347	\$ 481,060	\$ 407,423	\$ 4,012,522	\$ 1,459,244		20,071



School Capital Construction Report
Fiscal Year Ended 2002
Projects by School

<u>Col</u>	<u>Heading</u>	<u>Description</u>
Expended by Project		
1	Total	Total settlement agreement and state education fund monies expended through the Colorado Department of Education grant program for capital construction.
2	Settlement Agreement	Portion of total grant expended from the settlement agreement.
3	State Education Fund	Portion of total grant expended from the state education fund.
4	Project(s)	Capital construction project for the specific school.
5	Student FTE	Student full-time equivalent for the specific school.

School Capital Construction Report
Fiscal Year 2002
Projects by School

Column Number

<u>County</u>	<u>District</u>	<u>Schools</u>
Adams	Brighton 27J (3 year project)	Heritage Academy
Adams	Westminster 50	2 Elementary
Adams	Westminster 50	Vista Grande Elem.
Alamosa	Alamosa Re-11J	Alamosa High School
Alamosa	Alamosa Re-11J	Evans Elementary
Alamosa	Alamosa Re-11J	Ortega Middle School
Alamosa	Alamosa Re-11J	Polston Primary
Baca	Springfield Re-4 (5 year project)	Elementary School
Bent	McClave Re-2	High School
Conejos	South Conejos RE-10	High School
Conejos	South Conejos RE-10	Vocational
Costilla	Centennial R-1	Main School Building
El Paso	Colorado Springs 11	Emerson Middle School
El Paso	Cripple Creek-Victor Re-1	High School
El Paso	Edison 54JT	Edison School
El Paso	Ellicott 22	Vocational Bld. Replace
El Paso	Harrison 2	Oak Creek Elementary
El Paso	Harrison 2	Wildflower ES
El Paso	Widefield 3 (4 year project)	Entire District
Elbert	Agate 300	Agate School
Elbert	Agate 300	Agate School
Elbert	Agate 300	Agate School
Fremont	Florence Re-2	Florence High School
Fremont	Florence Re-2	Florence High School
Fremont	Florence Re-2	Fremont School
Fremont	Fort Morgan Re-3	High School
Huerfano	La Veta Re-2	La Veta High School
Jefferson	Jefferson R-1	Hackberry Elementary
Kit Carson	Stratton R-4	Middle/High School
Las Animas	Aguilar Reorganized 6	Aguilar Elementary
Las Animas	Branson Reorganized 82	Branson K-12
Las Animas	Trinidad 1	Eckhart Elementary
Lincoln	Limon Re-4J	Entire District
Mesa	Mesa County Valley 51	3 ES
Montezuma	Dolores Re-4A	Industrial Arts Bldg.
Montezuma	Mancos Re-6	Middle School
Montezuma	Montezuma-Cortez Re-1	High School
Montezuma	Montezuma-Cortez Re-1	High School
Montezuma	Montezuma-Cortez Re-1	Mesa Elementary
Montrose	Montrose Re-1J	Centennial Jr. High
Montrose	West End Re-2	Entire District
Montrose	West End Re-2	Nucla/Naturita Schools
Otero	Fowler R-4J (2 year project)	Park/West Elementary
Otero	Manzanola 3J	High School
Park	Park Re-2 (Fairplay)	Entire District
Park	Park Re-2 (Fairplay)	High School
Park	Park Re-2 (Fairplay)	High School

Expenditure by project				
Total	Settlement Agreement	State Education Fund	Project(s)	Student FTE
\$ 312,494	\$ 189,723	\$ 122,771	Remodel project	216
36,243	22,004	14,239	Bus loading zones	
30,000	18,214	11,786	Install walls/doors	286
248	151	97	Fix ceiling ACM spray	620
50,641	30,745	19,896	Insulation	433
110,819	67,281	43,538	Asbestos Abatement	597
6,470	3,928	2,542	Asbestos Ceiling Fix	397
55,875	33,923	21,952	HVAC Replacement	223
500	304	196	Tile abatement	123
148,040	89,879	58,161	Replace Heating System	117
13,475	8,181	5,294	Welding Shop Vents	117
6,250	3,795	2,455	Roof Replacement	330
110,000	66,784	43,216	Replace Fire Alarm	715
186,224	113,061	73,163	Replace Heating Units	293
9,385	5,698	3,687	Replace Windows	94
516,285	313,450	202,835	Tornado Damage	240
6,727	4,084	2,643	Building Security	339
7,247	4,400	2,847	Building Security	493
79,559	48,302	31,257	Cafeteria Table project	8,671
177,000	107,461	69,539	Window replacement	132
30,335	18,417	11,918	Lighting replacement	132
8,010	4,863	3,147	Door replacements	132
107,886	65,500	42,386	Elevator for ADA	568
7,875	4,781	3,094	Wheel chair stairway lift	568
17,350	10,534	6,816	Security alarm system	457
500,000	303,563	196,437	Classroom addition	813
4,750	2,884	1,866	Asbestos Abatement	118
62,361	37,861	24,500	Mechanical System fix	509
245,430	149,007	96,423	Environmental Safety	166
68,386	41,519	26,867	School Replacement	103
53,723	32,617	21,106	Fire Safety and Health	152
193,150	117,266	75,884	Renovation assistance	200
402,525	244,383	158,142	HVAC/Electrical Upgrade	660
5,089	3,090	1,999	PA/Intercom upgrades	
31,611	19,192	12,419	Replacement	200
11,545	7,009	4,536	Asbestos Abatement	128
22,130	13,436	8,694	Asbestos Abatement	844
7,190	4,365	2,825	Replace 2 doors	844
98,498	59,801	38,697	Roof Replacement	343
7,800	4,736	3,064	Boiler Replacement	696
3,695	2,243	1,452	Asbestos Abatement	431
132,834	80,647	52,187	Finish Drainage project	379
111,316	67,583	43,733	School Replacement	194
41,850	25,408	16,442	Mortar cracks/gym roof	98
10,000	6,071	3,929	Fire detection system	649
60,000	36,428	23,572	Replace Failed Boiler	127
10,000	6,071	3,929	Gym Ceiling renovation	127

**School Capital Construction Report
Fiscal Year 2002
Projects by School**

Column Number


<u>County</u>	<u>District</u>	<u>Schools</u>
Pueblo	Pueblo City 60 (5 year project)	Entire District
Rio Grande	Monte Vista C-8	Central Auditorium
Rio Grande	Monte Vista C-8	DELTA Center
Rio Grande	Monte Vista C-8	MV Middle School
Rio Grande	Monte Vista C-8	MV Middle School
Rio Grande	Sargent Re-33J	Sargent High School
Rio Grande	Sargent Re-33J	Sargent High School
Saguache	Center 26 JT	Haskin Elementary
Saguache	Moffat 2	Moffat School
Teller	Woodland Park Re-2	Columbine Elementary
Teller	Woodland Park Re-2	Gateway Elementary
Washington	Lone Star 101	Lone Star School
	Haxtun Re-2J	Haxtun Elementary


Total


1 2 3 4 5

Expended by project				Student FTE
Total	Settlement Agreement	State Education Fund	Project(s)	
26,414	16,037	10,377	Life Safety	17,738
8,150	4,948	3,202	Auditorium ADA	372
1,000	607	393	Restroom renovation	77
23,725	14,404	9,321	Security and Entry	285
1,000	607	393	Cafeteria Acoustics	285
53,562	32,519	21,043	Suspend Ceiling/Lights	196
45,998	27,926	18,072	Auditorium Acoustics	196
57,228	34,745	22,483	Computer lab, elevator	324
25,250	15,330	9,920	Roof Repair	145
26,981	16,381	10,600	Roof Replacement	449
87,846	53,333	34,513	Roof Replacement	468
6,925	4,204	2,721	Asbestos Abatement	102
107,010	64,969	42,041	Replace Heating System	209

\$4,589,910 \$2,786,653 \$ 1,803,257







School Capital Construction Report
Fiscal Year 2002
Appendix

Reporting Requirements

Each section of the statute has been cross-referenced to the exhibit and column number listing the information.

2-3-115. Use of state education fund moneys for school capital construction - audits - reports.

(1) For the 2001-02 school district budget year [fiscal year] and each school district budget year [fiscal year] thereafter, for the purpose of determining the amount of state education fund moneys expended by each school district in the state for capital construction and identifying the schools and projects on which school districts expended such moneys, the state auditor shall annually examine the records of each school district in the state that received state education fund moneys for the budget year:

(a) Directly from the department of education for capital construction aid to qualified charter schools, as defined in section 22-54-124 (1) (f) or (1) (f.5), C.R.S., whichever is applicable, in accordance with section 22-54-124 (4), C.R.S.; or

(b) Indirectly from the school capital construction expenditures reserve created in section 22-54-117 (1.5), C.R.S., in accordance with section 22-54-117 (1.5) and (1.7), C.R.S.

Reporting

(2) No later than February 1 of each school district budget year commencing on or after July 1, 2002, the state auditor shall report to the education committees of the senate and the house of representatives, the legislative audit committee, and the joint budget committee of the general assembly:

(a) The total amount of state education fund moneys that districts throughout the state expended for capital construction Exhibit 1, Column 9

and the amount of state education fund moneys that each district expended for capital construction during the prior budget year; Exhibit 2, Columns 6

(b) The total amount of state education fund moneys that qualified charter schools throughout the state expended for capital construction Exhibit 1, Column 9

and the amount of state education fund moneys that each qualified charter school throughout the state expended for capital construction during the prior budget year; Exhibit 3, Columns 3 and 4

(c) The total amount of state education fund moneys received indirectly from the school capital construction expenditures reserve by districts throughout the state and by each district that were expended for capital construction during the prior budget year; Exhibit 2, Column 6

Explanation: All monies for district capital construction flows indirectly through the Colorado Department of Education as reimbursed grants.

(d) The schools and projects on which state education fund moneys were expended; Exhibit 3, Columns 6 - 11 (Charter Schools); Exhibit 4, Columns 1-4 (All Other Schools)

(e) The balances of all moneys Exhibit 1, Column 10

and all state education fund moneys in the school capital construction expenditures reserve as of the immediately preceding January 1; Exhibit 1, Column 11

(f) The total pupil enrollment of all school districts in the state in which state education fund moneys were expended for capital construction during the prior budget year, Exhibit 1, Column 1

the pupil enrollment of each school district in which state education fund moneys were expended for capital construction during the prior budget year, Exhibit 2, Column 10

and the pupil enrollment of each school in the state on which state education fund moneys were expended for capital construction during the prior budget year. Exhibit 3, Column 12 (Charter Schools); Exhibit 4, Column 5 (All Other Schools)