



STATE OF COLORADO

DEPARTMENT OF HIGHER EDUCATION

John Hickenlooper
Governor

Lt. Gov. Joseph A. Garcia
Executive Director

PLEASE SUPPORT
(HB12-1155) – Massey / Bacon
“Improvements in College Completion”

- Implements national best practices in student admission and remedial polices intended to improve student outcomes and completion. Best practices promoted by Lumina Foundation, Bill & Melinda Gates Foundation, Education Commission of the States, and Complete College America.
- Ensures that institutions have the tools they need to accelerate degree completion, aligning admission and remedial policies to increase timely degree completion.
 - Range of issues considered rather than straight cut score for admission
 - Modularization (single options) and Mainstreaming (co-enrollment)
- Allows students to enroll in four-year institutions and receive COF eligible supplemental instruction in place of remedial education at alternative two-year institutions or cash funded courses on campus.
- Improves the Department of Higher Education’s reporting on student outcomes to high schools and school districts.
- Increases incentives to timely completion through decreases to lifetime COF credit hour limit from 145 to 140 and eliminates eligibility for state funding (COF or financial aid) for a course that has two incompletes.

Supported by:

Governor Hickenlooper & Lt. Gov. Garcia
Department of Higher Education
Complete College America
College Summit
Colorado Children’s Campaign

CCHE Admission Eligibility Index, Effective Fall 2008

% H/S Rank	H/S GPA	SAT																										
		400	490	500	550	610	690	750	800	840	880	930	970	1010	1050	1080	1120	1160	1200	1240	1280	1310	1350	1400	1440	1480	1550	
0-1	0-1.3	45	47	49	51	53	55	57	59	61	63	65	68	70	72	74	76	78	80	82	84	86	88	90	92	94	96	97
2-3	1.4-1.5	49	51	53	55	57	59	61	63	65	67	69	72	74	76	78	80	82	84	86	88	90	92	94	96	98	99	101
4	1.6	51	53	55	57	59	61	63	65	67	69	71	74	76	78	80	82	84	86	88	90	92	94	96	98	99	101	103
5-6	1.7	52	54	56	58	60	62	64	66	68	70	72	75	77	79	81	83	85	87	89	91	93	95	97	99	100	102	104
7-8	1.8	54	56	58	60	62	64	66	68	70	72	74	77	79	81	83	85	87	89	91	93	95	97	99	101	102	104	106
9-10	1.9	56	58	60	62	64	66	68	70	72	74	76	79	81	83	85	87	89	91	93	95	97	99	101	104	106	108	110
11-12	2.0	58	60	62	64	66	68	70	72	74	76	78	81	83	85	87	89	91	93	95	97	99	101	103	106	108	110	112
13-15	2.1	60	62	64	66	68	70	72	74	76	78	80	83	85	87	89	91	93	95	97	99	101	103	105	108	110	112	114
16-18	2.2	61	63	65	67	69	71	73	75	77	79	81	84	86	88	90	92	94	96	98	100	102	104	106	108	110	112	114
19-22	2.3	63	65	67	69	71	73	75	77	79	81	83	86	88	90	92	94	96	98	100	102	104	106	108	110	112	114	116
23-26	2.4	65	67	69	71	73	75	77	79	81	83	85	88	90	92	94	96	98	100	102	104	106	108	110	112	114	116	118
27-30	2.5	67	69	71	73	75	77	79	81	83	85	87	90	92	94	96	98	100	102	104	106	108	110	112	114	116	118	120
31-34	2.6	69	71	73	75	77	79	81	83	85	87	89	92	94	96	98	100	102	104	106	108	110	112	114	116	118	120	122
35-38	2.7	70	72	74	76	78	80	82	84	86	88	90	92	95	97	99	101	103	105	107	109	111	113	115	117	119	121	123
39-43	2.8	72	74	76	78	80	82	84	86	88	90	92	95	97	99	101	103	105	107	109	111	113	115	117	119	121	123	125
44-48	2.9	74	76	78	80	82	84	86	88	90	92	94	97	99	101	103	105	107	109	111	113	115	117	119	121	123	125	127
49-53	3.0	76	78	80	82	84	86	88	90	92	94	96	99	101	103	105	107	109	111	113	115	117	119	121	123	125	127	129
54-58	3.1	78	80	82	84	86	88	90	92	94	96	98	101	103	105	107	109	111	113	115	117	119	121	123	125	127	129	131
59-62	3.2	79	81	83	85	87	89	91	93	95	97	99	102	104	106	108	110	112	114	116	118	120	122	124	126	128	130	132
63-67	3.3	81	83	85	87	89	91	93	95	97	99	101	104	106	108	110	112	114	116	118	120	122	124	126	128	130	132	134
68-72	3.4	83	85	87	89	91	93	95	97	99	101	103	105	107	109	111	113	115	117	119	121	123	125	127	129	131	133	135
73-76	3.5	85	87	89	91	93	95	97	99	101	103	105	107	109	111	113	115	117	119	121	123	125	127	129	131	133	135	137
77-81	3.6	87	89	91	93	95	97	99	101	103	105	107	109	111	113	115	117	119	121	123	125	127	129	131	133	135	137	139
82-85	3.7	88	90	92	94	96	98	100	102	104	106	108	111	113	115	117	119	121	123	125	127	129	131	133	135	137	139	141
86-89	3.8	90	92	94	96	98	100	102	104	106	108	110	113	115	117	119	121	123	125	127	129	131	133	135	137	139	141	143
90-92	3.9	92	94	96	98	100	102	104	106	108	110	112	115	117	119	121	123	125	127	129	131	133	135	137	139	141	143	145
93-100	4.0	94	96	98	100	102	104	106	108	110	112	114	117	119	121	123	125	127	129	131	133	135	137	139	141	143	145	147

Institution	CCHE INDEX SCORE FOR FIRST-TIME FRESHMAN Requirements (HEAR)			
	Phase I**		Phase II	
	Fall 2008	Fall 2009	Fall 2009	Fall 2010
Adams State College*	80	80	80	80
Colorado School of Mines	110	110	110	110
Colorado State University	101	101	101	101
Colorado State University-Pueblo	86	86	86	86
Fort Lewis College	92	92	92	92
Mesa State College*	85	85	85	85
Metropolitan State College of Denver**	76	76	76	76
University of Colorado--Boulder	103	103	103	103
University of Colorado--Colorado Springs	92	92	92	92
University of Colorado--Denver	93	93	93	93
University of Northern Colorado	94	94	94	94
Western State College	80	80	80	80

*Applies to students admitted to four-year programs only. **Applies to admitted students 19 years of age and younger. ***Exemption for students whose index number exceeds the minimum institutional admissions index number by more than 10 points (15 points at Metropolitan State College of Denver) for Phase I requirements in 2008 and 2009.

HIGHER EDUCATION ADMISSION REQUIREMENTS (HEAR)			
Subject Areas*	Phase I (2008)	Phase II (2010)	
English**	4 Units	4 Units	
Math***	3 Units (Algebra I, II and Geometry or Equivalent)	4 Units	
Natural Science***	3 Units (2 Units Lab-based)	3 Units (2 Units Lab-based)	
Social Studies	3 Units (1 Unit U.S. or World History)	3 Units (1 Unit U.S. or World History)	
Foreign/World Language (in Same Language)	—	4 Units	
Academic Electives****	2 Units	2 Units	

Note: Phase I requirements are for applicants who graduated from high school in 2008 and 2009. Phase II are for any applicants who graduated high school in and after 2010. See the policy for exemption criteria.

*CCHE, CDE, School Districts and its advisors are developing standards for acceptable demonstrations of proficiency to be accepted in lieu of course completion. For course guidelines see paragraph 4.01 of the Admissions Standards Policy.

**Two units of ESL English may count for HEAR requirements when combined with two units of successfully completed college preparatory English.

***College-preparatory ESL mathematics/science courses that include content and academic rigor/level comparable to other acceptable courses may satisfy HEAR requirements.

****Acceptable Academic Electives include additional courses in English, mathematics, natural/physical sciences and social sciences, foreign languages, art, music, journalism, drama, computer science, honors, Advanced Placement, International Baccalaureate courses, and appropriate CTE courses.

Getting Past

Using policy to improve developmental
education and increase college success

Accelerated Remediation

Bruce Vandal, Education Commission of the States

September 21, 2011



Education Commission
of the States




KNOWLEDGE
IN
THE
PUBLIC
INTEREST



Most Fail to "Get Past Go"

Progress on Remedial Sequence of ATD Students After 1 Academic Year



- Completed Sequence
- Partially Completed Sequence
- Did Not Begin Sequence

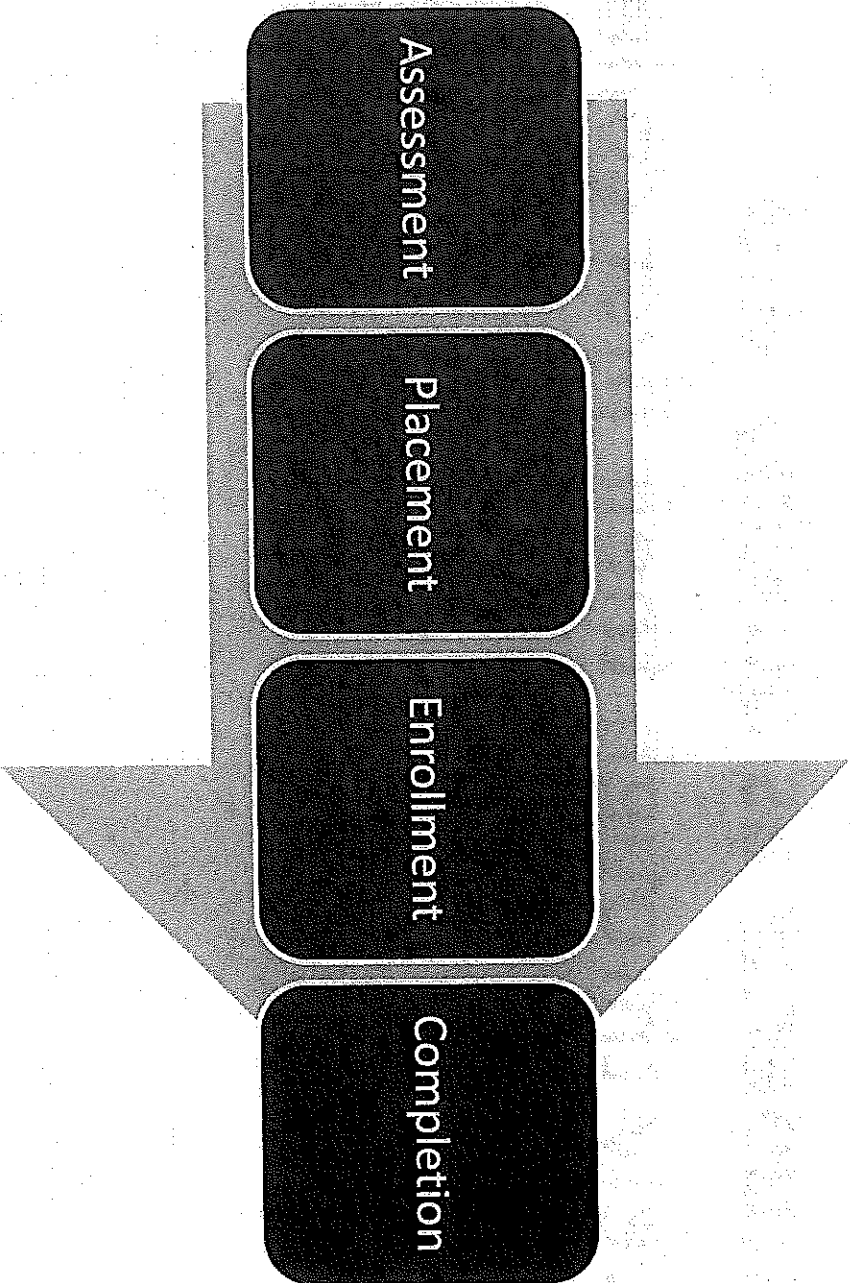
*Data rounded to nearest percent

Clery, ATD Data Notes, 2008

The Goal:

Move students as quickly and effectively through their first college level course.

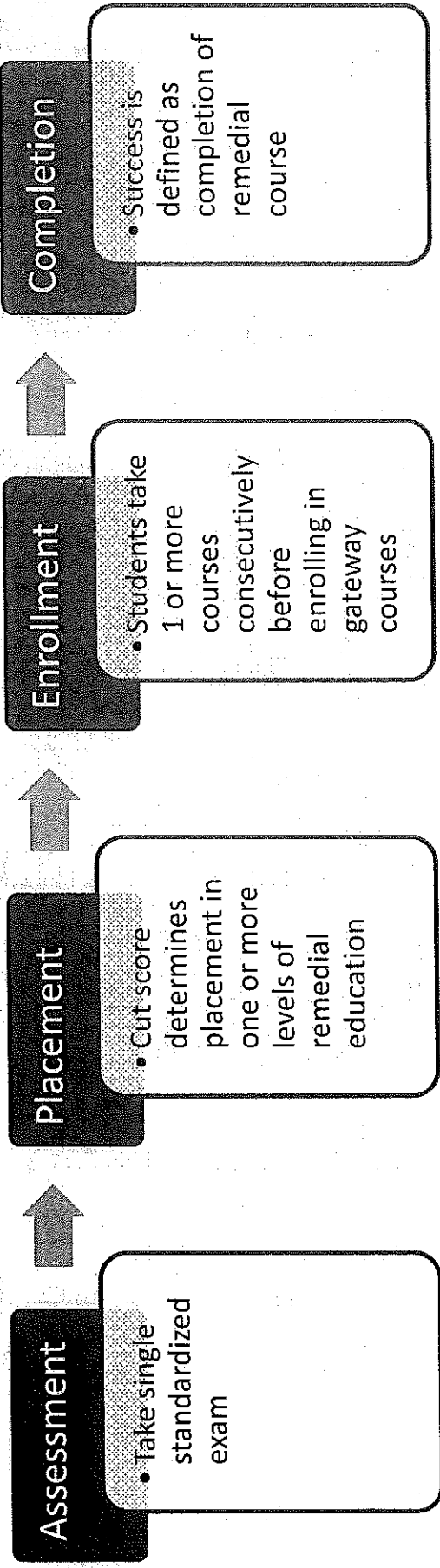
The Remedial Education Sequence



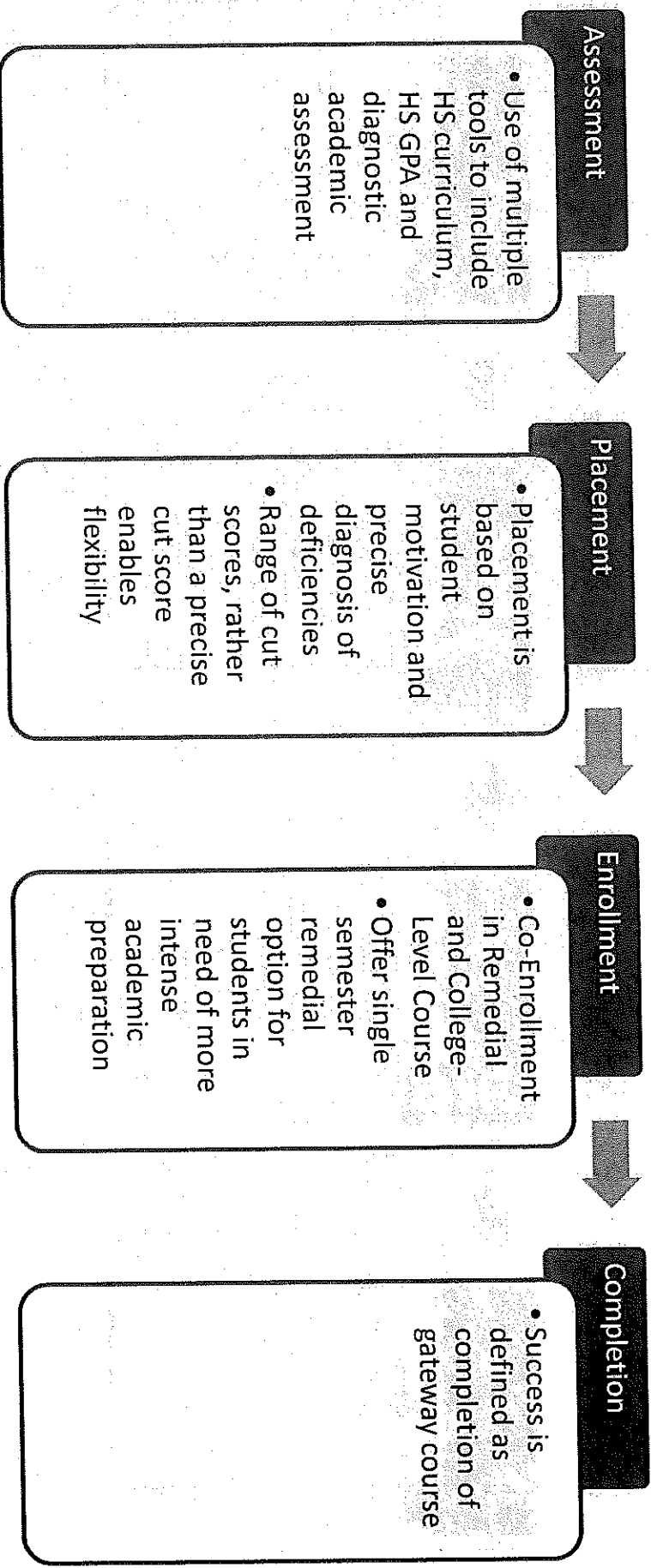
**Getting
Past Go**

Using policy to improve developmental education and increase college success

Traditional Remedial Sequence



Accelerated Remedial Sequence



Using policy to improve developmental education and increase college success

Reading and Writing

- Reading is key barrier for those assessed at the lowest levels of remediation – equates with placement in both math and writing as well.
- Writing is not the barrier that math is – fewer levels for students to navigate is one reason.
- Combining reading and writing reduces time in remediation.
- Co-Requisite approach creates college students, not remedial students.

Final Word

- Key Metric: Success in Gateway Course
- Time, Not Student Learning is the Greatest Barrier to Success
- Use Evidenced Based Practice
- Continuous Improvement is essential to long term success

For More Information


Bruce Vandal

bvandal@ecs.org

<http://GettingPastGo.org>



Using policy to improve developmental education and increase college success



The New York Times® Reprints

This copy is for your personal, noncommercial use only. You can order presentation-ready copies for distribution to your colleagues, clients or customers here or use the "Reprints" tool that appears next to any article. Visit www.nytreprints.com for samples and additional information. Order a reprint of this article now.



February 28, 2012

Colleges Misassign Many to Remedial Classes, Studies Find

By TAMAR LEWIN

Two new studies from the Community College Research Center at Columbia University's Teachers College have found that community colleges unnecessarily place tens of thousands of entering students in remedial classes — and that their placement decisions would be just as good if they relied on high school grade-point averages instead of standardized placement tests.

The studies address one of the most intractable problems of higher education: the dead end of remedial education. At most community colleges, a majority of entering students who recently graduated from high school are placed in remedial classes, where they pay tuition but earn no college credit. Over all, less than a quarter of those who start in remedial classes go on to earn two-year degrees or transfer to four-year colleges.

The studies, one of a large urban community college system and the other of a statewide system, found that more than a quarter of the students assigned to remedial classes based on their test scores could have passed college-level courses with a grade of B or higher.

“We hear a lot about the high rates of failure in college-level classes at community colleges,” said Judith Scott-Clayton, the author of the urban study and a Teachers College professor of economics and education and senior research associate. “Those are very visible. What’s harder to see are the students who could have done well at college level but never got the chance because of these placement tests.”

The colleges’ use of the leading placement tests — the College Board’s Accuplacer and ACT’s Compass — lead to mistakes in both directions, the studies find, but students going into college-level classes they cannot handle is not as serious as unnecessary remedial placement, which often derails college careers.

Although the placement tests have been widely used since the late 1980s, students rarely understand how much is at stake. Typically, students are told that they need not worry about the tests because they are for placement — and very few colleges encourage them to prepare as they would for a college-entrance exam like the SAT.

The studies found that using high school grade-point averages as the basis for placement would be as good as or better than using the placement tests, but the authors stopped short of recommending that community colleges simply drop the tests and use high school transcripts when available.

“It’s probably a mistake to rely on any single measure for high-stakes decisions,” said Clive Belfield, who is an economics professor at Queens College, a researcher at Teachers College and one of the authors of the study on the statewide system. “Where you have both a test and a high school transcript, the best thing is to use both together.”

Remedial education practices vary widely. At some colleges, even if remedial courses are recommended, students can choose to register for college-level courses; at others, the courses are mandatory for those below the cut-off scores. With the Obama administration pushing to improve the nation’s dismal community college graduation rates, many states and community college systems are rethinking their approaches to remedial education.

“I haven’t seen the studies, but what I do know is that when I talk with leaders of community colleges, a lot of them have issues with the diagnostic tests and sense that far too many students are being put in developmental, remedial education, especially in math,” said Walter G. Bumphus, president of the American Association of Community Colleges. “Almost every one of them has some plan to change that.”

In Virginia, for example, Northern Virginia Community College recently modularized its math requirements so that students can study just the areas in which they are weak, and not be stuck in semester-long math classes.

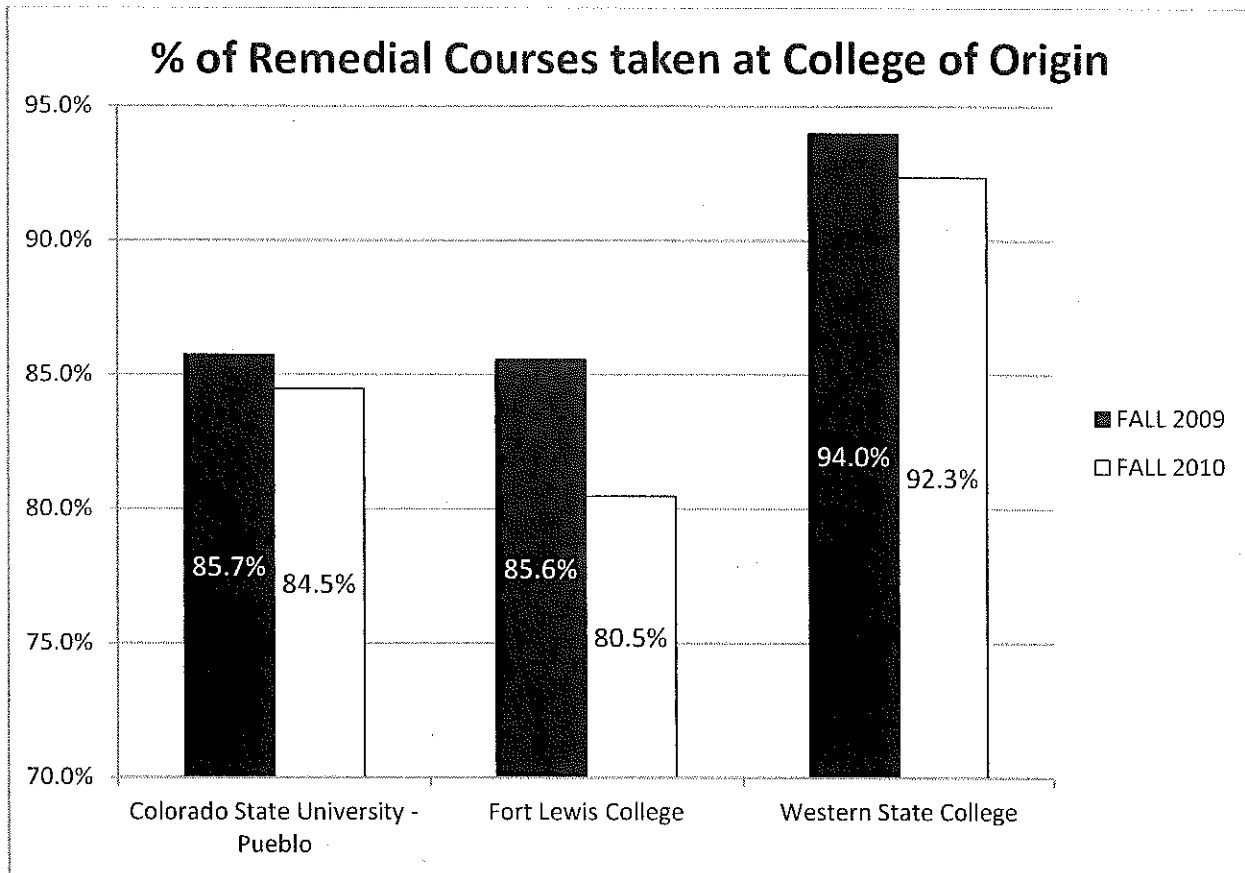
In addition, the math requirements differ depending on a student’s academic program. The English faculty, too, is re-examining its remedial program.

At Lake Area Technical Institute in South Dakota, each of the 27 majors has different admissions standards, so that, for example, precision-machining students need higher math scores than those studying cosmetology.

“We get some students with rusty math skills who do poorly on the test, and we send them to a Web site where they can brush up their skills and take the test again, and most of them do fine,” said Deb Shephard, Lake Area’s president. “It’s less than 5 percent of our entering students who need remediation, and they do it on their lunch hour, side by side with the other courses they’re taking.”

Where did students take remedial education courses?

	FALL 2009			FALL 2010		
	Total # of students taking remedial course	# of students taking remedial course at College of origin	% of students taking remedial course at College of origin	Total # of students taking remedial course	# of students taking remedial course at College of origin	% of students taking remedial course at College of origin
Colorado State University - Pueblo	596	511	85.7%	547	462	84.5%
Fort Lewis College	305	261	85.6%	338	272	80.5%
Western State College	216	203	94.0%	183	169	92.3%



Source: Department of Higher Education – Student Unit Record Data System (SURDS)

2009 FALL - Remediation Assessed /Remediation Provided
 Source: Department of Higher Education - Student Unit Record Data System (SURDS)

INSTITUTION NAME/ REMEDIATION ASSESSED	INSTITUTION PROVIDED REMEDIATION	COUNT	SUM	%
Colorado School of Mines	No record	14		87.5%
Colorado School of Mines	Front Range Community College	1		6.3%
Colorado School of Mines	Red Rocks Community College	1	16	6.3%
Colorado State University	No record	362		74.5%
Colorado State University	Aims Community College	7		1.4%
Colorado State University	Arapahoe Community College	8		1.6%
Colorado State University	Colorado Mountain College	4		0.8%
Colorado State University	Colorado Northwestern Community College	1		0.2%
Colorado State University	Colorado State University - Pueblo	3		0.6%
Colorado State University	Community College of Aurora	7		1.4%
Colorado State University	Community College of Denver	7		1.4%
Colorado State University	Fort Lewis College	2		0.4%
Colorado State University	Front Range Community College	59		12.1%
Colorado State University	Mesa State College	4		0.8%
Colorado State University	Morgan Community College	1		0.2%
Colorado State University	Northeastern Junior College	1		0.2%
Colorado State University	Otero Junior College	1		0.2%
Colorado State University	Pikes Peak Community College	13		2.7%
Colorado State University	Pueblo Community College	1		0.2%
Colorado State University	Red Rocks Community College	4		0.8%
Colorado State University	Western State College	1	486	0.2%
Colorado State University - Pueblo	No record	44		9.1%
Colorado State University - Pueblo	Adams State College	1		0.2%
Colorado State University - Pueblo	Colorado State University - Pueblo	511		85.7%
Colorado State University - Pueblo	Community College of Aurora	1		0.2%
Colorado State University - Pueblo	Community College of Denver	3		0.5%
Colorado State University - Pueblo	Front Range Community College	1		0.2%
Colorado State University - Pueblo	Lamar Community College	2		0.3%
Colorado State University - Pueblo	Otero Junior College	1		0.2%
Colorado State University - Pueblo	Pikes Peak Community College	10		1.7%
Colorado State University - Pueblo	Pueblo Community College	14		2.3%
Colorado State University - Pueblo	Red Rocks Community College	1		0.2%
Colorado State University - Pueblo	Trinidad State Junior College	4		0.7%
Colorado State University - Pueblo	University of Colorado Colorado Springs	2		0.7%
Colorado State University - Pueblo	Western State College	1	596	0.3%
Fort Lewis College	No record	36		11.8%
Fort Lewis College	Colorado State University - Pueblo	1		0.3%
Fort Lewis College	Community College of Denver	1		0.3%
Fort Lewis College	Fort Lewis College	261		85.6%
Fort Lewis College	Front Range Community College	2		0.7%
Fort Lewis College	Mesa State College	1		0.3%
Fort Lewis College	Pueblo Community College	2		0.7%
Fort Lewis College	University of Colorado Colorado Springs	1	305	0.3%

2009 FALL - Remediation Assessed / Remediation Provided

Source: Department of Higher Education - Student Unit Record Data System (SURDS)

INSTITUTION NAME/ REMEDIATION ASSESSED	INSTITUTION PROVIDED REMEDIATION	COUNT	SUM	%
Metropolitan State College of Denver	No record	258		20.2%
Metropolitan State College of Denver	Aims Community College	1		0.1%
Metropolitan State College of Denver	Arapahoe Community College	13		1.0%
Metropolitan State College of Denver	Colorado State University - Pueblo	6		0.5%
Metropolitan State College of Denver	Community College of Aurora	4		0.3%
Metropolitan State College of Denver	Community College of Denver	945		73.8%
Metropolitan State College of Denver	Fort Lewis College	1		0.1%
Metropolitan State College of Denver	Front Range Community College	19		1.5%
Metropolitan State College of Denver	Mesa State College	8		0.6%
Metropolitan State College of Denver	Morgan Community College	1		0.1%
Metropolitan State College of Denver	Otero Junior College	1		0.1%
Metropolitan State College of Denver	Pikes Peak Community College	4		0.3%
Metropolitan State College of Denver	Red Rocks Community College	15		1.2%
Metropolitan State College of Denver	Trinidad State Junior College	2		0.2%
Metropolitan State College of Denver	Western State College	2	1280	0.2%
University of Colorado Boulder	No record	50		84.7%
University of Colorado Boulder	Aims Community College	1		1.7%
University of Colorado Boulder	Arapahoe Community College	1		1.7%
University of Colorado Boulder	Colorado Mountain College	1		1.7%
University of Colorado Boulder	Fort Lewis College	1		1.7%
University of Colorado Boulder	Front Range Community College	3		5.1%
University of Colorado Boulder	Mesa State College	1		1.7%
University of Colorado Boulder	Pikes Peak Community College	1	59	1.7%
University of Colorado Colorado Springs	No record	7		63.6%
University of Colorado Colorado Springs	Community College of Aurora	1		9.1%
University of Colorado Colorado Springs	Pikes Peak Community College	2		18.2%
University of Colorado Colorado Springs	University of Colorado Colorado Springs	1	11	9.1%
University of Colorado Denver	No record	268		89.3%
University of Colorado Denver	Arapahoe Community College	1		0.3%
University of Colorado Denver	Community College of Aurora	5		1.7%
University of Colorado Denver	Community College of Denver	17		5.7%
University of Colorado Denver	Front Range Community College	4		1.3%
University of Colorado Denver	Morgan Community College	1		0.3%
University of Colorado Denver	Northeastern Junior College	2		0.7%
University of Colorado Denver	Red Rocks Community College	2	300	0.7%
University of Northern Colorado	No record	572		73.0%
University of Northern Colorado	Adams State College	1		0.1%
University of Northern Colorado	Aims Community College	53		6.8%
University of Northern Colorado	Arapahoe Community College	14		1.8%
University of Northern Colorado	Colorado Mountain College	2		0.3%
University of Northern Colorado	Colorado State University - Pueblo	3		0.4%
University of Northern Colorado	Community College of Aurora	15		1.9%
University of Northern Colorado	Community College of Denver	22		2.8%
University of Northern Colorado	Fort Lewis College	1		0.1%
University of Northern Colorado	Front Range Community College	55		7.0%
University of Northern Colorado	Mesa State College	3		0.4%
University of Northern Colorado	Morgan Community College	4		0.5%
University of Northern Colorado	Northeastern Junior College	5		0.6%
University of Northern Colorado	Otero Junior College	2		0.3%
University of Northern Colorado	Pikes Peak Community College	10		1.3%
University of Northern Colorado	Pueblo Community College	3		0.4%
University of Northern Colorado	Red Rocks Community College	10		1.3%
University of Northern Colorado	University of Northern Colorado	7		0.9%
University of Northern Colorado	Western State College	2	784	0.3%

2009 FALL - Remediation Assessed / Remediation Provided
 Source: Department of Higher Education - Student Unit Record Data System (SURDS)

INSTITUTION NAME/ REMEDIATION ASSESSED	INSTITUTION PROVIDED REMEDIATION	COUNT	SUM	%
Western State College	No record	8		3.7%
Western State College	Arapahoe Community College	2		0.9%
Western State College	Fort Lewis College	1		0.5%
Western State College	Otero Junior College	1		0.5%
Western State College	Pueblo Community College	1		0.5%
Western State College	Western State College	203	216	94.0%

Assessment data came from undergraduate applicant file for the fall term , 2009 and 2010.
 The remedial course file was used for determining where the remediation was completed.

2010 FALL - Remediation Assessed /Remediation Provided
Source: Department of Higher Education - Student Unit Record Data System (SURDS)

INSTITUTION NAME/ REMEDIATION ASSESSED	INSTITUTION PROVIDED REMEDIATION	COUNT	SUM	%
Colorado School of Mines	No record	12		80.0%
Colorado School of Mines	Red Rocks Community College	3	15	20.0%
Colorado State University	No record	364		73.2%
Colorado State University	Aims Community College	6		1.2%
Colorado State University	Arapahoe Community College	13		2.6%
Colorado State University	Colorado Mesa University	1		0.2%
Colorado State University	Colorado Mountain College	10		2.0%
Colorado State University	Colorado Northwestern Community College	1		0.2%
Colorado State University	Colorado State University - Pueblo	1		0.2%
Colorado State University	Community College of Aurora	8		1.6%
Colorado State University	Community College of Denver	10		2.0%
Colorado State University	Fort Lewis College	4		0.8%
Colorado State University	Front Range Community College	45		9.1%
Colorado State University	Lamar Community College	2		0.4%
Colorado State University	Morgan Community College	1		0.2%
Colorado State University	Northeastern Junior College	3		0.6%
Colorado State University	Pikes Peak Community College	9		1.8%
Colorado State University	Pueblo Community College	5		1.0%
Colorado State University	Red Rocks Community College	8		1.6%
Colorado State University	Trinidad State Junior College	2		0.4%
Colorado State University	University of Colorado Colorado Springs	2		0.4%
Colorado State University	Western State College	2	497	0.4%
Colorado State University - Pueblo	No record	38		6.9%
Colorado State University - Pueblo	Adams State College	1		0.2%
Colorado State University - Pueblo	Colorado Northwestern Community College	1		0.2%
Colorado State University - Pueblo	Colorado State University - Pueblo	462		84.5%
Colorado State University - Pueblo	Community College of Aurora	3		0.5%
Colorado State University - Pueblo	Community College of Denver	3		0.5%
Colorado State University - Pueblo	Front Range Community College	1		0.2%
Colorado State University - Pueblo	Pikes Peak Community College	10		1.8%
Colorado State University - Pueblo	Pueblo Community College	24		4.4%
Colorado State University - Pueblo	Red Rocks Community College	1		0.2%
Colorado State University - Pueblo	Trinidad State Junior College	3	547	0.5%
Fort Lewis College	No record	52		15.4%
Fort Lewis College	Arapahoe Community College	1		0.3%
Fort Lewis College	Colorado Mountain College	4		1.2%
Fort Lewis College	Community College of Denver	3		0.9%
Fort Lewis College	Fort Lewis College	272		80.5%
Fort Lewis College	Front Range Community College	1		0.3%
Fort Lewis College	Lamar Community College	1		0.3%
Fort Lewis College	Pueblo Community College	2		0.6%
Fort Lewis College	University of Northern Colorado	1		0.3%
Fort Lewis College	Western State College	1	338	0.3%
Metropolitan State College of Denver	No record	312		26.2%
Metropolitan State College of Denver	Aims Community College	1		0.1%
Metropolitan State College of Denver	Arapahoe Community College	11		0.9%
Metropolitan State College of Denver	Colorado Mesa University	4		0.3%
Metropolitan State College of Denver	Colorado Mountain College	2		0.2%
Metropolitan State College of Denver	Colorado State University - Pueblo	8		0.7%
Metropolitan State College of Denver	Community College of Aurora	17		1.4%
Metropolitan State College of Denver	Community College of Denver	788		66.2%
Metropolitan State College of Denver	Fort Lewis College	2		0.2%
Metropolitan State College of Denver	Front Range Community College	23		1.9%
Metropolitan State College of Denver	Morgan Community College	3		0.3%
Metropolitan State College of Denver	Northeastern Junior College	4		0.3%
Metropolitan State College of Denver	Pikes Peak Community College	2		0.2%
Metropolitan State College of Denver	Red Rocks Community College	14	1191	1.2%

2010 FALL - Remediation Assessed /Remediation Provided

Source: Department of Higher Education - Student Unit Record Data System (SURDS)

INSTITUTION NAME/ REMEDIATION ASSESSED	INSTITUTION PROVIDED REMEDIATION	COUNT	SUM	%
University of Colorado Boulder	No record	36		94.7%
University of Colorado Boulder	Arapahoe Community College	1		2.6%
University of Colorado Boulder	Front Range Community College	1	38	2.6%
University of Colorado Colorado Springs	No record	144		55.8%
University of Colorado Colorado Springs	Aims Community College	2		0.8%
University of Colorado Colorado Springs	Arapahoe Community College	2		0.8%
University of Colorado Colorado Springs	Colorado Mountain College	1		0.4%
University of Colorado Colorado Springs	Front Range Community College	2		0.8%
University of Colorado Colorado Springs	Northeastern Junior College	2		0.8%
University of Colorado Colorado Springs	Pikes Peak Community College	11		4.3%
University of Colorado Colorado Springs	Pueblo Community College	1		0.4%
University of Colorado Colorado Springs	Red Rocks Community College	3		1.2%
University of Colorado Colorado Springs	University of Colorado Colorado Springs	90	258	34.9%
University of Colorado Denver	No record	176		82.6%
University of Colorado Denver	Aims Community College	1		0.5%
University of Colorado Denver	Arapahoe Community College	4		1.9%
University of Colorado Denver	Colorado Mountain College	1		0.5%
University of Colorado Denver	Community College of Aurora	11		5.2%
University of Colorado Denver	Community College of Denver	8		3.8%
University of Colorado Denver	Front Range Community College	3		1.4%
University of Colorado Denver	Pikes Peak Community College	1		0.5%
University of Colorado Denver	Red Rocks Community College	7		3.3%
University of Colorado Denver	University of Colorado Colorado Springs	1	213	0.5%
University of Northern Colorado	No record	590		69.2%
University of Northern Colorado	Adams State College	1		0.1%
University of Northern Colorado	Aims Community College	61		7.2%
University of Northern Colorado	Arapahoe Community College	13		1.5%
University of Northern Colorado	Colorado Mesa University	3		0.4%
University of Northern Colorado	Colorado Mountain College	3		0.4%
University of Northern Colorado	Colorado Northwestern Community College	8		0.9%
University of Northern Colorado	Colorado State University - Pueblo	4		0.5%
University of Northern Colorado	Community College of Aurora	26		3.1%
University of Northern Colorado	Community College of Denver	16		1.9%
University of Northern Colorado	Front Range Community College	43		5.0%
University of Northern Colorado	Lamar Community College	1		0.1%
University of Northern Colorado	Morgan Community College	6		0.7%
University of Northern Colorado	Northeastern Junior College	5		0.6%
University of Northern Colorado	Otero Junior College	2		0.2%
University of Northern Colorado	Pikes Peak Community College	15		1.8%
University of Northern Colorado	Pueblo Community College	6		0.7%
University of Northern Colorado	Red Rocks Community College	18		2.1%
University of Northern Colorado	Trinidad State Junior College	2		0.2%
University of Northern Colorado	University of Colorado Colorado Springs	1		0.1%
University of Northern Colorado	University of Northern Colorado	24		2.8%
University of Northern Colorado	Western State College	4	852	0.5%
Western State College	No record	12		6.6%
Western State College	Arapahoe Community College	1		0.5%
Western State College	Colorado Mountain College	1		0.5%
Western State College	Western State College	169	183	92.3%

Assessment data came from undergraduate applicant file for the fall term , 2009 and 2010.
The remedial course file was used for determining where the remediation was completed.

