

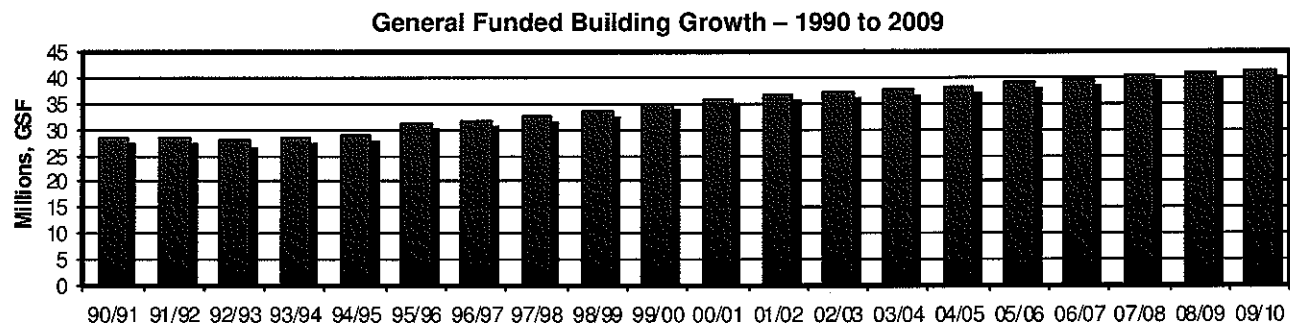
**OFFICE OF THE STATE ARCHITECT ANNUAL REPORT  
SECTION I: EXECUTIVE SUMMARY**

DECEMBER 2009

**STATEWIDE FACILITY CONDITIONS**

■ **Current Replacement Value (CRV):** The Current Replacement Value (CRV) of the inventory of State owned general funded buildings as reported is **\$8.46 billion dollars**. For the purposes of this report the CRV is derived from Risk Management insured values. Auxiliary funded buildings have an additional reported CRV of \$4.21 billion dollars for a grand total of all state owned buildings at \$12.67 billion dollars.

■ **Gross Square Feet (GSF):** Over the past twenty years the reported inventory of State owned general funded buildings has increased by 45.7% or 13,067,717 Gross Square Feet (GSF), from 28,539,633 GSF in FY90/91 to **41,604,350 GSF** in FY09/10. *The chart below illustrates the reported increase in State owned general funded buildings.* Auxiliary funded buildings have been reported at an additional 22.36 million GSF; however, they are not included in the following analysis since they are not eligible for Controlled Maintenance funding. (Reference Appendix E, Table A and B).



■ **Number and Age of Buildings:** Forty-one state agencies and institutions of higher education are included in the inventory of State owned general funded buildings comprising 2387 buildings. *The table below indicates the number and associated GSF of the buildings by year constructed, not necessarily the year acquired by the State.*

**Age, GSF and Number of Buildings \***

Year Constructed*	1858-1900	1901-1910	1911-1920	1921-1930	1931-1940	1941-1950	1951-1960	1961-1970	1971-1980	1981-1990	1991-present
GSF/M	0.945	0.653	0.580	2.348	2.693	1.569	4.298	7.029	7.374	3.714	10.213
Number	97	53	89	104	165	91	191	362	302	343	547
% of Total GSF	2.3%	1.6%	1.4%	5.7%	6.5%	3.8%	10.4%	16.9%	17.8%	8.9%	24.6%

\*There are 19 buildings equaling 0.1% or 55,922 GSF of the general funded inventory with the date of construction unknown at this time.

■ **Facility Condition Index (FCI):** The targeted goal (i.e. industry standard) for the general funded building inventory average condition is a Facility Condition Index (FCI) of **85%**. The Facility Condition Index is a numerical score from 0-100 reflecting the current overall condition of a building with a score of 100 being equivalent to a like-new condition with no deficiencies. *The table below indicates an approximate building inventory average condition by FCI range as extrapolated from reported agency data.* (Reference Section II, Table A).

**Average Agency Facility Condition Index Table**

FCI Range	60-70 (Poor)	70-80 (Fair)	80-90 (Optimum)	90-100 (Excellent)
Number of Agencies	7	21	10	2

**OFFICE OF THE STATE ARCHITECT ANNUAL REPORT  
SECTION I: EXECUTIVE SUMMARY**

DECEMBER 2009

**CONTROLLED MAINTENANCE FUNDING**

■ **FY 1979/1980 Funding Recommendation:** In December of 1978 the State Buildings Division provided the first Controlled Maintenance report (FY79/80) directly to the Governor of the State of Colorado. At that time the State Buildings Division was part of the Office of State Planning and Budgeting. (The Capital Development Committee was established later in 1985). The report states, *"It is evident that the state has been appropriating for controlled maintenance less than 1.0% per year of the total gross value of the physical plant. Statistics compiled by private investors and institutions show maintenance expenditures at the rate of 3.0% to 4.0% of the gross value of their physical plants. The physical plant managers of the state agencies and institutions are well aware that inadequate funds are being expended to keep state facilities in serviceable condition."*

■ **Reinvestment Rate (RR):** Industry standards continue to emphasize that without an annual Reinvestment Rate of **3% to 4%** of the Current Replacement Value (CRV) of a building inventory, the average facility condition cannot be sustained or improved at appropriate levels. The Office of the State Architect has long maintained that at a minimum the equivalent of 1% of the CRV of the State's inventory be appropriated to Controlled Maintenance on an annual basis in order to **sustain** the average facility condition and make critical improvements throughout the building inventory and that an additional 1% - 3% of the CRV be appropriated to Capital Construction related to existing facilities in order to **improve** the overall facility condition.

■ **Historical Funding:** A review of the Historical Funding Chart and Graph on the opposite page illustrates that during years FY93/94 through FY00/01 combined appropriations for Controlled Maintenance and Capital Construction related to existing facilities approximated **3% - 4%** of the current CRV. Further analysis illustrates that beginning in FY93/94 appropriations for Controlled Maintenance funding began to steadily increase from **\$9M** (approximately 0.33% of the CRV) to **\$49.3M** (approximately 1.0% of the CRV) in FY99/00. However, appropriations for Controlled Maintenance began to decline in FY00/01 and by FY04/05 had been reduced down to **\$0.5M** for the Emergency Fund. Funding for Controlled Maintenance resumed in FY05/06 and in FY07/08 reached **\$50.9M** (an approximate historical average). In FY08/09 Controlled Maintenance funding was **\$26.1M** (approximately 0.33% of the CRV), and Capital Construction appropriations related to existing facilities were **\$179.3M** due largely to Federal Mineral Lease (FML) funding in FY08/09 (approximately 2.4% of the CRV). The combined appropriations for Controlled Maintenance and Capital Construction for FY08/09 were approximately **2.7%** of the CRV. In FY09/10 **\$24.2M** was funded for Controlled Maintenance (approximately 0.31% of the CRV). No funding for Capital Construction relating to existing facilities was available in FY09/10.

■ **Review of Controlled Maintenance Recommendations/Funding over the Past Fourteen Years:** Available data indicates that of the \$803M recommended for Controlled Maintenance funding over the past fourteen years **\$460M** was appropriated (approximately **57%** despite several downturns in the economy). **1,187** projects were funded documenting that significant investments have been made to existing facilities. Highlights of past funding include: **224 fire and life safety projects totaling \$83.7, 38 structural integrity projects totaling \$13.6M, 235 indoor air quality and energy related projects totaling \$91.4M, 98 environmental remediation projects totaling \$31.2M, 247 infrastructure projects totaling \$115.1M, 45 major electrical projects totaling \$15.8M, 155 general repair projects totaling \$48.7M, 131 roofing projects totaling \$41.7M and 14 appropriations to the Emergency Fund totaling \$18.8M.**

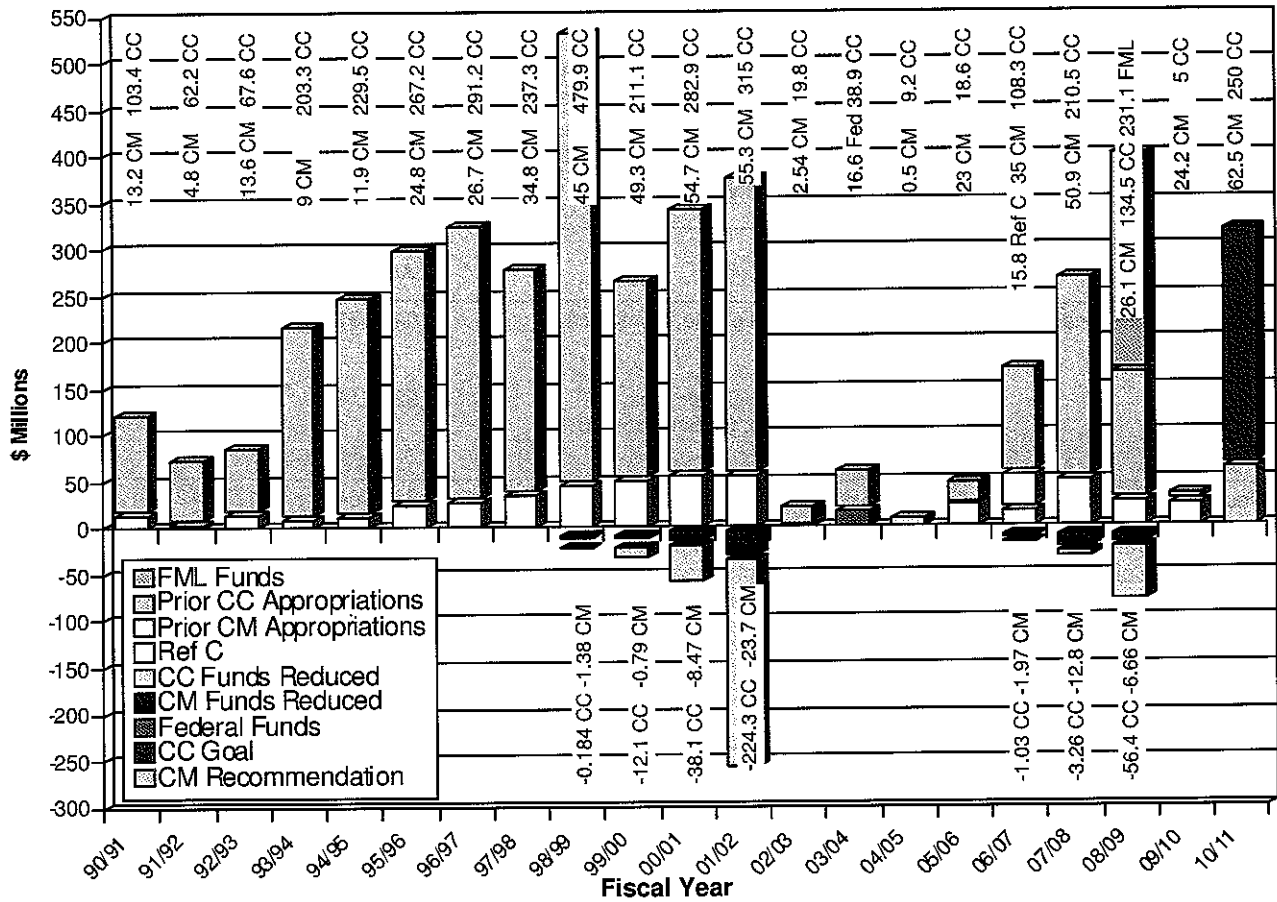
■ **Review of FY 2010/2011 Funding Recommendations:** **124** projects comprising repairs to State owned general funded buildings and associated infrastructure totaling **\$62,518,880** are recommended for Controlled Maintenance funding. (Reference Section III). The recommended dollar amount or Reinvestment Rate (**RR**) is approximately **.75%** of the current CRV. Highlights of recommended projects include: **16 fire and life safety projects totaling \$6.5M, 4 structural integrity projects totaling \$2.3M, 27 indoor air quality and energy related projects totaling \$15.4M, 21 infrastructure projects totaling \$13.7, 11 major electrical projects totaling \$4.8M, 24 general repair projects totaling \$9.6M, 20 roofing projects totaling \$8.2M and 1 appropriation to the Emergency Fund at \$2M.** (A goal of \$250,000,000 or approximately 3% of the CRV for Capital Construction funding related to existing facilities is also recommended).

■ **Five Year Plan/Long Term Estimates:** The reported Agency Five Year Plan for Controlled Maintenance of State owned general funded buildings and associated infrastructure totals **\$455,533,748** as of September 2009. (Reference Appendix B). The Five Year Plan is based on identified project needs. The long term needs (beyond five years) based on useful-life scheduled replacements could exceed the five year plan total.

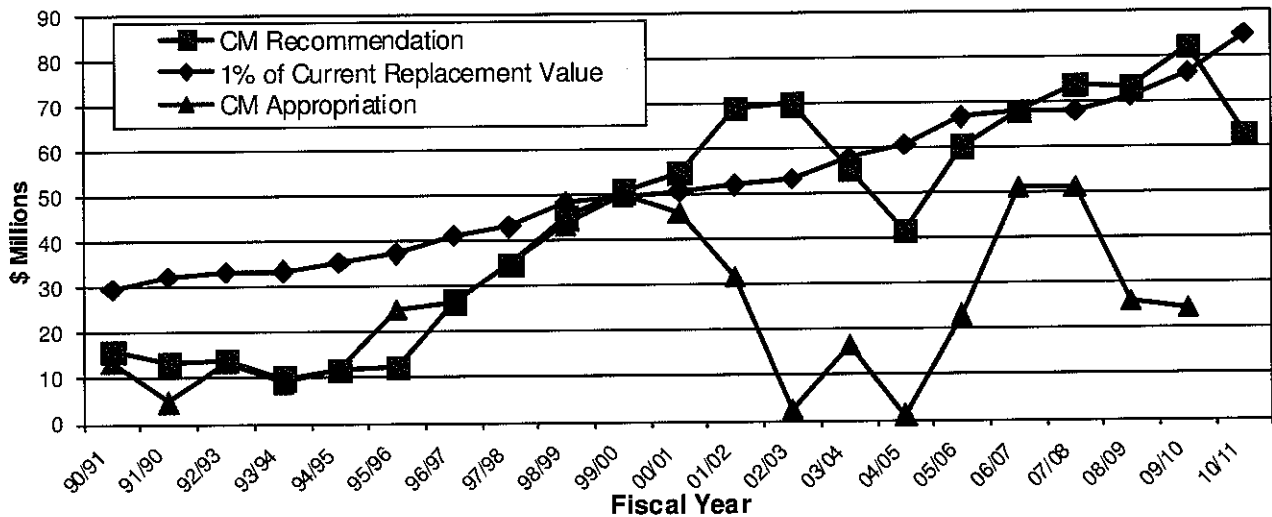
**OFFICE OF THE STATE ARCHITECT ANNUAL REPORT  
SECTION I: EXECUTIVE SUMMARY**

DECEMBER 2009

**Controlled Maintenance/Capital Construction Historical Funding Chart**



**Historical CM Appropriation, CM Recommendation, vs. 1% of CRV**



**OFFICE OF THE STATE ARCHITECT ANNUAL REPORT  
SECTION I: EXECUTIVE SUMMARY**

DECEMBER 2009

**ENERGY MANAGEMENT**

■ **Energy Performance Contracts:** Energy Performance Contracts have been implemented as an alternative funding source for particular Controlled Maintenance needs for agencies and institutions of higher education to improve their facilities while increasing the energy efficiency of their buildings. This process uses the utility energy dollars saved to pay for applicable facility improvements over a specified time. To date, **15** agencies and institutions of higher education have completed or have under construction energy performance projects with a total contract value of **\$92,075,345** and with annual energy savings of **\$8,487,105** and include the funding of **\$18,623,823** of deferred maintenance. *The table below lists only current projects or phases to current projects.*

Department/Institution	Contract Status	Contract Amount	Annual Savings	CM Projects Funded
Department of Human Services	Homelake SVNH phase, Construction 90% complete.	\$1,041,031	\$108,122	Auxiliary Buildings
	Division of Youth Corrections, 10 campuses phase, Construction 50% Complete	\$9,922,214	\$1,054,276	\$2,776,723
Western State College	2nd EPC, Deign/Construction in Start-Up	\$1,880,964	\$170,942	
Colorado Northwestern Community College	Construction 90% Competing for Rangely Campus. Contract Amendment for Craig Campus in Process.	\$1,339,698	\$98,455	
Northeastern Junior college	Construction in Progress	\$2,466,631	\$440,965	
Colorado Community College at Lowry	Construction in Progress	\$1,545,758	\$196,959	
Trinidad State Junior College	Construction in Progress	\$1,136,299	\$53,761	Auxiliary Buildings
<p>These Departments have selected an Energy Service Company (ESCO) and are in the technical energy audit or the final acceptance/financing stage.</p> <ul style="list-style-type: none"> <li>• DNR – Colorado State Parks and Division of Wildlife</li> <li>• Colorado School for the Deaf &amp; Blind</li> <li>• Department of Corrections</li> <li>• Department of Revenue, Division of Motor Vehicles</li> <li>• Department of Agriculture and Colorado State Fair</li> <li>• Department of Transportation</li> <li>• Adams State College</li> </ul>				

(Reference Section IV, Table A)

■ **High Performance Buildings and the Governor's Executive Orders:** The Office of the State Architect developed the High Performance Certification Program (HPCP) that establishes the standards that govern the design and construction of new buildings or buildings undergoing substantial renovations per section 24-30-1305, CRS. The USGBC LEED™-NC Gold (U.S. Green Building Council, Leadership in Energy and Environmental Design – New Construction) is the targeted standard of the HPCP. Departments and Institutions of Higher Education are currently implementing the requirements of the HPCP policy for both their auxiliary funded buildings and their general funded buildings (Reference Section IV, Table B). OSA is working with the Governor's Energy Office to implement Senate Bill 08-147 and the Executive Orders on Greening of State Government (Reference Appendix G). OSA is also working with both the Department of Education and Local Affairs on their compliance with Senate Bill 08-147.

**OFFICE OF THE STATE ARCHITECT ANNUAL REPORT  
SECTION I: EXECUTIVE SUMMARY**

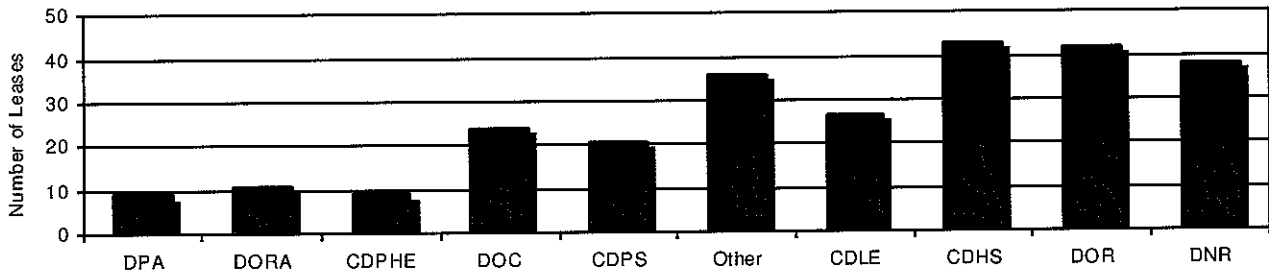
DECEMBER 2009

**REAL ESTATE MANAGEMENT**

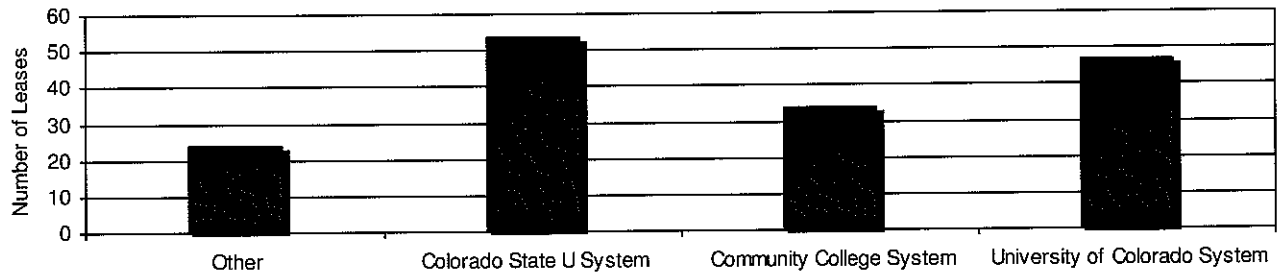
■ **Acquisitions and Dispositions:** Twelve (12) acquisitions and seven (7) dispositions of real property in fiscal year 2008/2009 were reported to the Office of the State Architect/Real Estate Programs. (Reference Section V, Table A).

■ **Leased Property:** As of November 2009 there are 418 lease agreements reported in effect between State agencies and institutions and third parties. There were 87 interagency leases in effect reported including building leases and land leases. The building leases comprise a total of 3,572,928 rentable square feet. The total annual base rent paid by State agencies and institutions to third parties is \$46,898,577 vs. \$43,861,896 last year. The chart below lists the number of leases by Executive Branch Departments and Institutions of Higher Education reflected in Section V, Tables B and B1.

**Number of Leases, except DOHE**



**Number of Leases for DOHE only**



■ **Owned Property:** The inventory of real property is grouped by site with each site varying in size, type and number of properties and improvements. Currently, the reported inventory lists a total of 844 sites vs. 839 sites last year comprising 394,899.22 acres, an increase of approximately 101 acres over 2008 owned by State agencies and institutions of higher education as outlined in Table C. (Reference Section V, Table B lists the building leases by department, Table B1 lists the building leases by institutions of higher education and Table B2 lists the interagency leases by department).

■ **Strategic Planning and Capitol Complex Master Plan:** Phase 1 of the Real Estate Strategic Plan for the Executive Branch Departments is being updated periodically to insure that we identify and implement best practices associated with cost savings and operational efficiencies for State office space. One strategy identified in the Plan recommends collocating out of private sector space into state owned space at the Capitol Complex. In order to implement this strategy, Phase I of a comprehensive Master Plan for the Capitol Complex and other government centers in the Denver metro area is partially complete. The economic downturn, while not as severe in Colorado as many other areas, has resulted in approximately 10% lower asking rates for class B office space in the Denver CBD compared to the 4<sup>th</sup> Quarter of 2008 with some increase in vacancy as of the 4<sup>th</sup> quarter of 2008. (Refer to Section V, Statewide Acquisitions and Dispositions/Leased and Owned Property)

**OFFICE OF THE STATE ARCHITECT PROGRAMS ANNUAL REPORT  
 PRIORITIZED STATEWIDE PROJECT FUNDING RECOMMENDATIONS FOR FY 2010/2011**

DECEMBER 2009

Ref No.	Score	Agency Project Title, Phase	Project M#	Recommended Funding	Project Balance	Cumulative Total of Recommended Projects
<b>LEVEL 1</b>						
1	1	Office of the State Architect <b>Emergency Fund</b>	M80120	<b>\$2,000,000</b>	\$0	\$2,000,000
2	3	Western State College <b>Life Safety Projects, Ph 1 of 1</b>		<b>\$65,000</b>	\$0	\$2,065,000
3	3	Department of Corrections <b>Perimeter Security Improvements, AVCF and FCF, Ph 2 of 4</b>	M07001	<b>\$618,968</b>	\$1,672,490	\$2,683,968
4	3	Office of Information Technology <b>Replace Microwave Site Towers - A, Ph 1 of 2</b>		<b>\$800,614</b>	\$876,057	\$3,484,582
5	4	University of Colorado at Colorado Springs <b>Upgrade Fire Sprinkler System, University Hall, Ph 1 of 1</b>		<b>\$497,152</b>	\$0	\$3,981,734
6	4	Capitol Complex Facilities <b>Replace Fire Alarm System, 1570 Grant, Ph 1 of 1</b>		<b>\$303,544</b>	\$0	\$4,285,278
7	4	Cumbres & Toltec Scenic Railroad Commission <b>Chama Depot, Electric and HVAC Upgrade, Ph 1 of 1</b>		<b>\$100,600</b>	\$0	\$4,385,878
8	4	Department of Human Services <b>Upgrade Electronic Security Systems, Ph 1 of 4</b>		<b>\$439,864</b>	\$3,338,809	\$4,825,742
9	4	Capitol Complex Facilities <b>State Office Building, Replace Main Transformer, Ph 1 of 1</b>		<b>\$215,099</b>	\$0	\$5,040,841
10	4	Department of Corrections <b>Door Controls Replacement and Perimeter Security Improvements, LCF, Ph 1 of 2</b>		<b>\$635,083</b>	\$923,885	\$5,675,924
11	4	Pueblo Community College <b>Refurbish/Repair Waste Water Lagoon System and Replace Main Water Feed, SCCC West Campus, Ph 1 of 1</b>		<b>\$599,390</b>	\$0	\$6,275,314
12	4	Colorado School for the Deaf and Blind <b>Electrical Distribution Upgrades, Ph 3 of 3</b>	M06050	<b>\$621,672</b>	\$0	\$6,896,986
13	5	University of Colorado at Boulder <b>Fire Safety Upgrades, Ph 2 of 2</b>	M07011	<b>\$518,063</b>	\$0	\$7,415,049
14	5	Department of Human Services <b>Replace Fire Alarm Systems, CMHIFL, Ph 1 of 2</b>		<b>\$762,647</b>	\$723,883	\$8,177,696
15	5	Fort Lewis College <b>Reconstruction of Eighth Avenue, Ph 2 of 3</b>	M08020	<b>\$567,035</b>	\$1,286,549	\$8,744,731
16	6	Front Range Community College <b>Replace High Voltage Electrical System, Westminster Campus, Ph 1 of 2</b>		<b>\$309,761</b>	\$479,562	\$9,054,492
17	6	Department of Corrections <b>Critical Improvements, Cellhouse 1, CTCF, Ph 1 of 2</b>		<b>\$458,116</b>	\$363,246	\$9,512,608
18	6	Colorado Historical Society <b>Healy House Structural Reinforcement, Ph 1 of 2</b>		<b>\$206,250</b>	\$147,950	\$9,718,858
19	6	Colorado School of Mines <b>Replace Failed Corroded Piping, Ph 3 of 3</b>	M07032	<b>\$410,730</b>	\$0	\$10,129,588

**OFFICE OF THE STATE ARCHITECT PROGRAMS ANNUAL REPORT  
 PRIORITIZED STATEWIDE PROJECT FUNDING RECOMMENDATIONS FOR FY 2010/2011**

DECEMBER 2009

Ref No.	Score	Agency Project Title, Phase	Project M#	Recommended Funding	Project Balance	Cumulative Total of Recommended Projects
20	8	Department of Human Services <b>Fire Protection Upgrades, CMHIFL Hospital Buildings, Ph 1 of 3</b>		<b>\$736,909</b>	\$2,521,390	\$10,866,497
21	8	Pueblo Community College <b>Install/Repair Fire Alarm Notification, Egress Signage and Lighting, and Fire Rated Components, SCCC West Campus, Ph 1 of 1</b>		<b>\$464,948</b>	\$0	\$11,331,445
22	8	Department of Revenue <b>Replace Main Exit Doors, Ph 1 of 1</b>		<b>\$325,318</b>	\$0	\$11,656,763
23	8	Capitol Complex Facilities <b>Replace Emergency Generator, Centennial, Ph 1 of 1</b>		<b>\$751,750</b>	\$0	\$12,408,513
24	8	State Fair - Pueblo <b>Secondary Electrical Infrastructure Repair/Replacement, Ph 2 of 4</b>	M09003	<b>\$709,680</b>	\$2,395,499	\$13,118,193
25	8	Department of Military and Veterans Affairs <b>Building System Revitalization, Ph 2 of 2</b>	M06080	<b>\$609,700</b>	\$0	\$13,727,893
26	8	Colorado Historical Society <b>EI Pueblo History Museum HVAC, Ph 1 of 1</b>		<b>\$179,722</b>	\$0	\$13,907,615
27	8	Auraria Higher Education Center <b>Campus Catwalk, Access Ladder Repairs and Roof Replacement, Ph 1 of 1</b>		<b>\$351,486</b>	\$0	\$14,259,101
28	8	Colorado Community College System at Lowry <b>HVAC Upgrades, Building 758, Ph 1 of 2</b>		<b>\$222,750</b>	\$1,088,450	\$14,481,851
29	8	University of Colorado at Boulder <b>Storm/Sanitary Sewer Cross Connection, Ph 3 of 3</b>	M06007	<b>\$607,492</b>	\$0	\$15,089,343
30	8	Mesa State College <b>Campus Perimeter Sidewalk Safety Improvements, Ph 1 of 1</b>		<b>\$481,758</b>	\$0	\$15,571,101
31	9	Department of Corrections <b>Roof Replacement, CTCF and BVCC, Ph 4 of 4</b>	M06046	<b>\$898,282</b>	\$0	\$16,469,383
32	10	Mesa State College <b>East Loop Tie, Ph 1 of 1</b>		<b>\$96,016</b>	\$0	\$16,565,399
33	10	University of Colorado at Boulder <b>Upgrade Building Transformers/Electrical Services, Ph 2 of 3</b>	M07013	<b>\$494,085</b>	\$382,641	\$17,059,484
34	10	University of Colorado Denver - Anschutz Medical <b>Building 500 Chilled Water Upgrade, Network Reliability Improvements, Ph 1 of 1</b>		<b>\$370,975</b>	\$0	\$17,430,459
35	10	Department of Human Services <b>Replace Water Service, WRRC, Ph 1 of 1</b>		<b>\$978,194</b>	\$0	\$18,408,653
36	10	Colorado Northwestern Community College <b>Yaeger Roof Replacement, Rangely Campus, Ph 1 of 1</b>		<b>\$149,990</b>	\$0	\$18,558,643
37	10	Arapahoe Community College <b>New Roof Installation Main and Annex Buildings, Ph 1 of 2</b>		<b>\$500,571</b>	\$454,324	\$19,059,214
38	10	Colorado State University <b>Replace Failed Roofing, VTH and Horse Barn, Main Campus, Ph 1 of 2</b>		<b>\$988,410</b>	\$868,444	\$20,047,624
39	10	Department of Corrections <b>Asbestos Abatement, FLCF, Ph 3 of 3</b>	M08015	<b>\$646,393</b>	\$0	\$20,694,017

Level 1 Totals: \$20,694,017 \$17,523,179  
 CM Cumulative \$20,694,017 \$17,523,179

**OFFICE OF THE STATE ARCHITECT PROGRAMS ANNUAL REPORT  
 PRIORITIZED STATEWIDE PROJECT FUNDING RECOMMENDATIONS FOR FY 2010/2011**

**DECEMBER 2009**

Ref No.	Score	Agency Project Title, Phase	Project M#	Recommended Funding	Project Balance	Cumulative Total of Recommended Projects
<b>LEVEL 2</b>						
40	12	Colorado State University <b>Sanitary Sewer Improvements, Main Campus, Ph 3 of 3</b>	M07026	\$697,840	\$0	\$21,391,857
41	12	Adams State College <b>Upgrade Campus Water Distribution System, Ph 3 of 4</b>	P0603	\$560,789	\$546,217	\$21,952,646
42	12	University of Colorado at Boulder <b>Repair/Replace Building Electrical Services, Ph 3 of 5</b>	M06062	\$471,600	\$1,561,396	\$22,424,246
43	12	Department of Corrections <b>Structural Repairs, ACC, Ph 1 of 1</b>		\$540,349	\$0	\$22,964,595
44	12	Front Range Community College <b>Replace Cooling Tower, Westminster Campus, Ph 1 of 1</b>		\$229,627	\$0	\$23,194,222
45	12	Department of Military and Veterans Affairs <b>Code Compliance and Building System Upgrades, Ph 3 of 3</b>	M07054	\$568,125	\$0	\$23,762,347
46	12	Colorado School of Mines <b>Brown Hall HVAC Replacement, Ph 2 of 4</b>	M07029	\$715,114	\$1,456,006	\$24,477,461
47	12	Department of Agriculture - Zuni & Insectary <b>Insectary Upgrade, Palisade, Ph 2 of 2</b>	M07018	\$431,607	\$0	\$24,909,068
48	12	Pueblo Community College <b>Repair/Rebuild Intercampus Steam/Power/ Communication Chase between San Juan and Boilerhouse Buildings, Pueblo Campus, Ph 1 of 1</b>		\$765,380	\$0	\$25,674,448
49	12	Otero Junior College <b>McBride HVAC Replacement, Ph 1 of 1</b>		\$440,370	\$0	\$26,114,818
50	12	Northeastern Junior College <b>HVAC Upgrades and Roof Replacement, Phillips-Whyman, Ph 1 of 1</b>		\$775,445	\$0	\$26,890,263
51	12	Pikes Peak Community College <b>HVAC Rooftop AHU's and Control System Replacement, Aspen and Breckenridge Buildings, Centennial Campus, Ph 2 of 3</b>	M09009	\$938,170	\$1,189,402	\$27,828,433
52	12	University of Colorado at Colorado Springs <b>Repair/Replace University Hall Rooftop Units, Ph 2 of 3</b>	M08023	\$368,816	\$411,591	\$28,197,249
53	12	University of Colorado at Boulder <b>Chemical Engineering HVAC Upgrades, Ph 2 of 2</b>	M07010	\$1,120,684	\$0	\$29,317,933
54	12	Trinidad State Junior College <b>Banta Building, Critical Air Quality Improvements and Replace the Windows and Boilers, Ph 2 of 2</b>	M09012	\$409,000	\$0	\$29,726,933
55	12	Lamar Community College <b>Window Replacement and Exterior Wall Repair, Bowman/Trustees Buildings, Ph 2 of 2</b>	M07035	\$745,164	\$0	\$30,472,097
56	12	University of Colorado Denver - Anschutz Medical <b>Building 500 AHU Replacement, Ph 3 of 3</b>	M06064	\$311,324	\$0	\$30,783,421
57	12	Colorado State University - Pueblo <b>Roof Replacement Psychology and Art/Music/Music Classroom, Ph 2 of 2</b>	M07027	\$526,081	\$0	\$31,309,502
58	12	University of Northern Colorado <b>Re-Roof Butler Hancock Hall, Candelaria Hall, and McKee Hall - Lecture and North Wing, Ph 2 of 2</b>	M09007	\$492,062	\$0	\$31,801,564



**OFFICE OF THE STATE ARCHITECT PROGRAMS ANNUAL REPORT  
 PRIORITIZED STATEWIDE PROJECT FUNDING RECOMMENDATIONS FOR FY 2010/2011**

**DECEMBER 2009**

Ref No.	Score	Agency Project Title, Phase	Project M#	Recommended Funding	Project Balance	Cumulative Total of Recommended Projects
59	14	Department of Corrections <b>Generator Replacement, YOS, Ph 1 of 1</b>		<b>\$580,961</b>	\$0	\$32,382,525
60	14	Department of Human Services <b>Repair/Replace Campus Tunnel and Utility Infrastructure System, CMHIP, Ph 4 of 5</b>	M06077	<b>\$1,068,518</b>	\$1,993,156	\$33,451,043
61	14	Red Rocks Community College <b>Reseal Exterior Concrete, Main Building, Ph 1 of 1</b>		<b>\$244,370</b>	\$0	\$33,695,413
62	14	Colorado State University <b>Replace Inadequate Ventilation System, Painter Center, Ph 1 of 2</b>		<b>\$979,000</b>	\$908,883	\$34,674,413
63	14	Morgan Community College <b>Roof Repairs Main Campus, Ph 1 of 1</b>		<b>\$321,750</b>	\$0	\$34,996,163
64	15	Mesa State College <b>Transformer Replacements, Ph 1 of 1</b>		<b>\$211,072</b>	\$0	\$35,207,235
65	15	Department of Corrections <b>Electrical Component Replacement, FCF, Ph 1 of 1</b>		<b>\$600,989</b>	\$0	\$35,808,224
66	15	Western State College <b>Repair/Replace Sewer Distribution System, Ph 3 of 3</b>	M06054	<b>\$281,068</b>	\$0	\$36,089,292
67	15	University of Colorado at Boulder <b>Roof Repair/Replacement and Waterproofing, Ph 1 of 2</b>		<b>\$394,453</b>	\$740,660	\$36,483,745
68	16	Department of Human Services <b>Replace Emergency Power Systems and Controls, Ph 1 of 1</b>		<b>\$518,584</b>	\$0	\$37,002,329
69	16	Trinidad State Junior College <b>Replace Lock and Security System, Ph 1 of 1</b>		<b>\$445,340</b>	\$0	\$37,447,669
70	16	University of Northern Colorado <b>Door and Window Replacement, Carter Hall, Ph 1 of 2</b>		<b>\$846,340</b>	\$198,990	\$38,294,009
71	16	Fort Lewis College <b>Aquatic Center Pool Refurbishment, Ph 1 of 2</b>		<b>\$160,314</b>	\$657,883	\$38,454,323
72	16	Adams State College <b>Track Replacement Indoor and Outdoor, Ph 1 of 2</b>		<b>\$183,785</b>	\$970,628	\$38,638,108
73	16	Pikes Peak Community College <b>Remove/Replace "D" Parking Lot Stairs and Adjacent Riprap for Erosion Control, Centennial Campus, Ph 2 of 2</b>	M07038	<b>\$274,933</b>	\$0	\$38,913,041
74	18	Trinidad State Junior College <b>Upgrade Fire/Security System in Berg/Library/Scott Gym, Ph 1 of 1</b>		<b>\$134,942</b>	\$0	\$39,047,983
75	18	Colorado State University <b>Electrical System Upgrades, Foothills Campus, Ph 1 of 2</b>		<b>\$1,156,210</b>	\$534,094	\$40,204,193
76	18	Auraria Higher Education Center <b>Central Classroom Building, Windows and Mechanical Systems Replacement and Repairs, Ph 1 of 2</b>		<b>\$1,052,040</b>	\$909,801	\$41,256,233
77	18	Department of Public Safety <b>CSP/CGW Facility Repairs, Buildings 105, 82, Academy Gym, and Modular Classroom, Ph 1 of 1</b>		<b>\$421,290</b>	\$0	\$41,677,523
78	18	University of Colorado at Boulder <b>Repair/Replace Main Campus Compressed Air System, Ph 2 of 2</b>	M07012	<b>\$523,068</b>	\$0	\$42,200,591

**OFFICE OF THE STATE ARCHITECT PROGRAMS ANNUAL REPORT  
 PRIORITIZED STATEWIDE PROJECT FUNDING RECOMMENDATIONS FOR FY 2010/2011**

**DECEMBER 2009**

Ref No.	Score	Agency Project Title, Phase	Project M#	Recommended Funding	Project Balance	Cumulative Total of Recommended Projects
79	18	Department of Corrections <b>Roof Replacement, CCF, Ph 1 of 1</b>		<b>\$803,784</b>	\$0	\$43,004,375
80	18	Department of Human Services <b>Repair/Replace Roofs, CMHIFL, Ph 2 of 3</b>	M08009	<b>\$460,163</b>	\$1,088,280	\$43,464,538
81	20	Colorado Northwestern Community College <b>Weiss Roof Replacement, Rangely Campus, Ph 1 of 1</b>		<b>\$249,731</b>	\$0	\$43,714,269
82	20	Arapahoe Community College <b>Elevator Safety Upgrades and Motor/Control Replacement, Ph 1 of 1</b>		<b>\$398,833</b>	\$0	\$44,113,102
83	20	Colorado Community College System at Lowry <b>HVAC Upgrades, Building 967, Ph 1 of 1</b>		<b>\$725,977</b>	\$0	\$44,839,079
84	20	University of Colorado Denver - Anschutz Medical <b>Building 500 Temperature Control Improvements, Ph 3 of 3</b>	M06065	<b>\$161,005</b>	\$0	\$45,000,084
85	20	Western State College <b>Repair/Replace HVAC Systems, Quigley Hall, Ph 1 of 1</b>		<b>\$151,857</b>	\$0	\$45,151,941
86	20	Lamar Community College <b>Roof Replacement and Repairs to Two Barns and Outside Arena, Ph 1 of 1</b>		<b>\$128,257</b>	\$0	\$45,280,198
87	20	Colorado State University - Pueblo <b>Replace Campus Water Lines, Ph 2 of 2</b>	M08002	<b>\$643,885</b>	\$0	\$45,924,083

---

Level 2 Totals:	\$25,230,066	\$13,166,987
<b>CM Cumulative</b>	<b>\$45,924,083</b>	<b>\$30,690,166</b>

**OFFICE OF THE STATE ARCHITECT PROGRAMS ANNUAL REPORT  
PRIORITIZED STATEWIDE PROJECT FUNDING RECOMMENDATIONS FOR FY 2010/2011**

**DECEMBER 2009**

Ref No.	Score	Agency Project Title, Phase	Project M#	Recommended Funding	Project Balance	Cumulative Total of Recommended Projects
<b>LEVEL 3</b>						
88	21	University of Colorado at Boulder <b>Repair/Replace Campus Elevator Systems, Ph 1 of 3</b>		<b>\$476,013</b>	\$1,292,562	\$46,400,096
89	21	University of Northern Colorado <b>Central Campus Chiller Water Plant for Four Buildings, Ph 1 of 2</b>		<b>\$973,000</b>	\$935,700	\$47,373,096
90	21	Adams State College <b>Roof Replacement, Various Buildings, Ph 2 of 4</b>	M06052	<b>\$396,401</b>	\$805,110	\$47,769,497
91	24	Otero Junior College <b>Campus Video Surveillance and Electronic Access, Ph 1 of 1</b>		<b>\$370,481</b>	\$0	\$48,139,978
92	24	Department of Corrections <b>Critical Improvements, Cellhouse 1, CTCF, Ph 2 of 2</b>		<b>\$363,246</b>	\$0	\$48,503,224
93	24	Colorado State University <b>Fire Alarm Systems Upgrades, Ph 1 of 2</b>		<b>\$499,617</b>	\$784,759	\$49,002,841
94	24	Colorado Historical Society <b>Grant Humphreys Mansion Facilities Improvements, Ph 2 of 2</b>	M08008	<b>\$242,024</b>	\$0	\$49,244,865
95	24	Department of Human Services <b>Replace Hot Water Heaters and Water Softening Equipment, CMHIP, Ph 1 of 1</b>		<b>\$545,578</b>	\$0	\$49,790,443
96	24	Auraria Higher Education Center <b>Facilities Management Building Systems Replacement and Repairs, Ph 1 of 1</b>		<b>\$731,278</b>	\$0	\$50,521,721
97	24	Cumbres & Toltec Scenic Railroad Commission <b>Chama Coal Tipple Roof Upgrade, Ph 1 of 1</b>		<b>\$29,400</b>	\$0	\$50,551,121
98	24	Western State College <b>Storm Sewer Drainage Upgrade Management Project, Ph 1 of 1</b>		<b>\$809,088</b>	\$0	\$51,360,209
99	24	Colorado State University <b>Repair/Replace Deteriorated Mechanical Components and the Skylights, Visual Arts, Ph 1</b>		<b>\$439,725</b>	\$2,728,440	\$51,799,934
100	24	University of Colorado at Boulder <b>Main Campus Tunnel Security Projects, Ph 2 of 3</b>	M08003	<b>\$311,500</b>	\$469,600	\$52,111,434
101	24	Red Rocks Community College <b>Replace Roof on Bridge and CTB, Ph 1 of 1</b>		<b>\$256,800</b>	\$0	\$52,368,234
102	24	Mesa State College <b>Repair Roof Moss Performing Arts Center, Ph 1 of 1</b>		<b>\$243,243</b>	\$0	\$52,611,477
103	24	University of Colorado at Boulder <b>Repair/Replace Roofing Systems, Ph 1 of 2</b>		<b>\$364,746</b>	\$360,052	\$52,976,223
104	24	State Fair - Pueblo <b>Repair/Replace Infrastructure on Fairgrounds, Ph 2 of 4</b>	M07017	<b>\$956,422</b>	\$1,912,844	\$53,932,645
105	27	Department of Corrections <b>HVAC Equipment Replacement, DCC, Ph 1 of 1</b>		<b>\$279,375</b>	\$0	\$54,212,020
106	28	Department of Human Services <b>Fire Alarm System Replacement, GJRC, Ph 1 of 1</b>		<b>\$249,160</b>	\$0	\$54,461,180
107	30	Colorado State University - Pueblo <b>Campus/Building Security System, Ph 1 of 2</b>		<b>\$500,000</b>	\$1,000,000	\$54,961,180

**OFFICE OF THE STATE ARCHITECT PROGRAMS ANNUAL REPORT  
 PRIORITIZED STATEWIDE PROJECT FUNDING RECOMMENDATIONS FOR FY 2010/2011**

DECEMBER 2009

Ref No.	Agency Score	Project Title, Phase	Project M#	Recommended Funding	Project Balance	Cumulative Total of Recommended Projects
108	30	Auraria Higher Education Center PE/Events Center Building Various System Replacement and Repairs, Ph 1 of 2		\$767,927	\$848,858	\$55,729,107
109	30	Colorado State University Replace Heating, Cooling, Electrical, and Architectural Items, Engineering Research Center, Ph 1 of 3		\$961,492	\$1,953,534	\$56,690,599
110	30	Department of Corrections HVAC Equipment Replacement, ACC, Ph 1 of 1		\$293,328	\$0	\$56,983,927
111	32	Colorado Historical Society Trinidad History Museum Site and Building, Ph 1 of 1		\$306,043	\$0	\$57,289,970
112	33	Colorado State University Direct Digital Control System Conversion, Ph 1 of 3		\$597,418	\$693,000	\$57,887,388
113	33	Department of Corrections Repair/Replace Refrigeration Equipment, ECCPC Warehouse, Ph 1 of 1		\$459,267	\$0	\$58,346,655
114	36	Colorado Community College System at Lowry Upgrade Digital Controls and HVAC in Building 905 (New America School), Ph 1 of 1		\$929,033	\$0	\$59,275,688
115	36	Colorado School of Mines Campus Masonry and Egress Repairs, Ph 1 of 1		\$320,760	\$0	\$59,596,448
116	36	Colorado School for the Deaf and Blind Remove Underground Storage Tank, Ph 1 of 1		\$169,400	\$0	\$59,765,848
117	36	Lamar Community College Accessibility Code Compliance and Electrical Service Deficiencies, Ph 1 of 2		\$84,402	\$873,204	\$59,850,250
118	36	Western State College Resurface/Repair Track and Site Drainage, Ph 1 of 1		\$220,000	\$0	\$60,070,250
119	36	Morgan Community College Sagebrush Hall Demolition, Ground Clean-up, Ph 1 of 1		\$56,925	\$0	\$60,127,175
120	45	Pikes Peak Community College Replace Cracked Walkways, Curbs, and Expansion Joint Caulking, Centennial Campus, Ph 1 of 1		\$575,585	\$0	\$60,702,760
121	48	Department of Human Services Repair/Replace Mechanical Equipment, CMHIP, Ph 1 of 1		\$541,927	\$0	\$61,244,687
122	48	Department of Corrections Segregation Unit Door Front Replacement, BVCC, Ph 1 of 1		\$243,493	\$0	\$61,488,180
123	54	Department of Human Services Repair/Replace HVAC Systems in A, B, D and H Buildings, CMHIFL, Ph 1 of 1		\$565,950	\$0	\$62,054,130
124	60	Department of Human Services Repair/Replace Roofs, DYC, South and West Districts, Ph 1 of 2		\$464,750	\$677,310	\$62,518,880

Level 3 Totals: \$16,594,797 \$15,334,973

CM Cumulative \$62,518,880 \$46,025,139

FY09/10 Recommended Grand Total: \$62,518,880