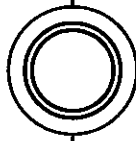


**Presentation to Joint Agriculture
Committee
GEO Weatherization Services**

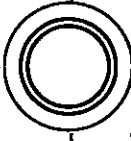


SETH PORTNER & TOM PLANT

COLORADO GOVERNOR'S ENERGY OFFICE

APRIL, 7TH 2009


Governor's Energy Office Programs



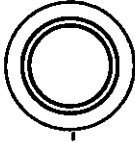
Governor's Energy Office (GEO) Energy Efficiency and

Renewable Energy Programs:

- ❑ Electric & Gas Utilities
- ❑ Commercial & Public Buildings
- ❑ Residential Buildings
- ❑ Income-Based Energy Services
- ❑ Renewable Energy & Local Fuels
- ❑ Greening Government
- ❑ Colorado Carbon Fund
- ❑ Energy Policy, Legislation, Resources & Funding



Working in all 64 Colorado Counties

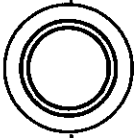


Helping communities...

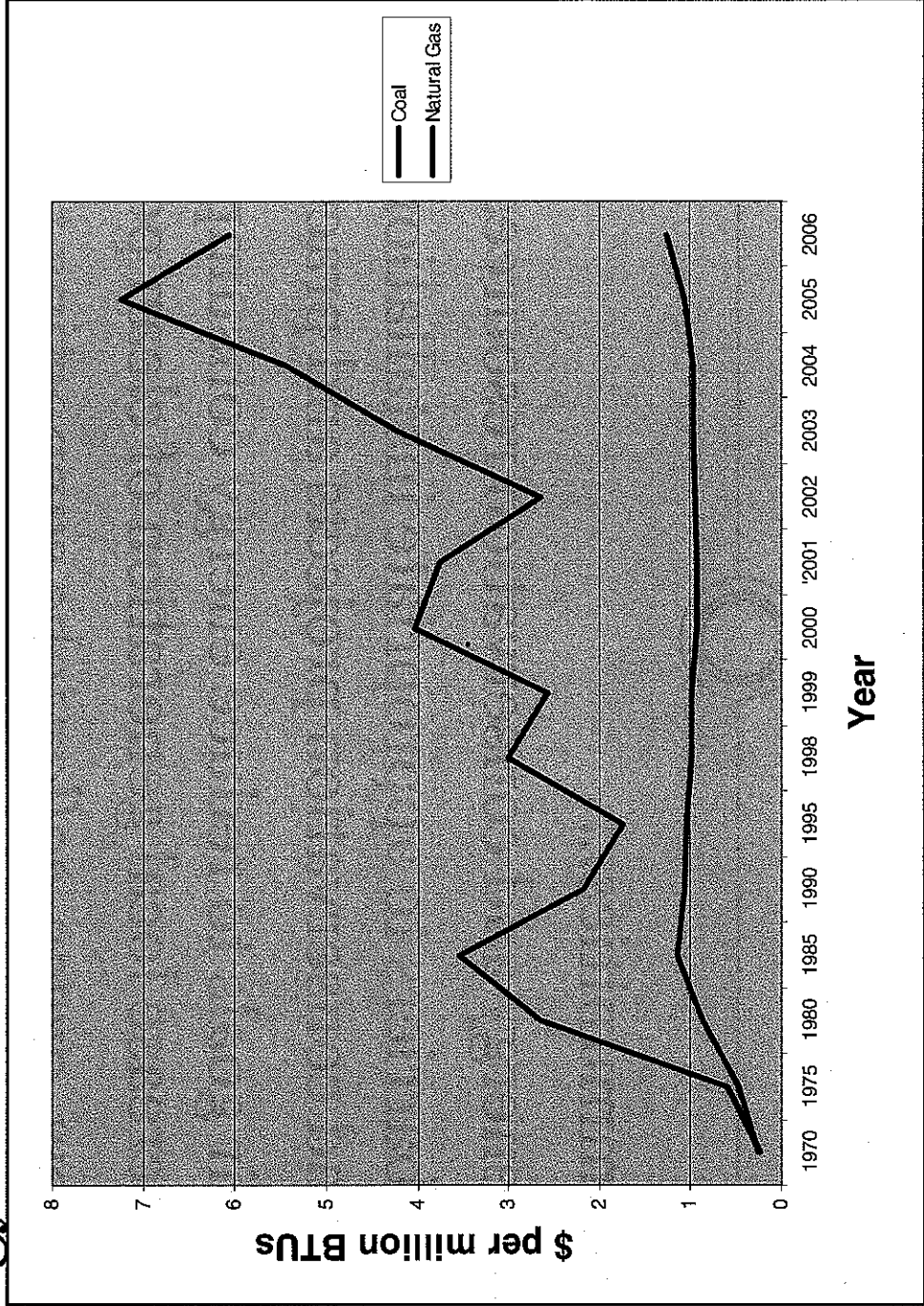
- ❑ Identify energy and conservation resources
- ❑ Remove barriers to appropriate installations of renewable energy and conservation projects and practices
- ❑ Meet their goals to reduce energy consumption and costs and to increase local generation of clean power
- ❑ Create new, *green-collar* jobs supporting the New Energy Economy



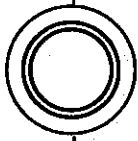
Why Weatherization?



- Energy Prices



U.S. Building Impacts:



WORLDWIDE, BUILDINGS ACCOUNT FOR...

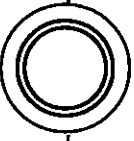
17% fresh water withdrawals

25% wood harvest

33% CO₂ emissions

40% material and energy use
45% in china

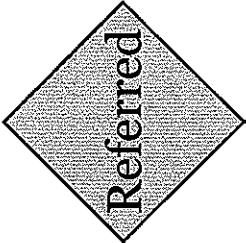
Weatherization Program 2007/2008



E\$P Program Budget

○ U.S. Department of Energy	\$5,534,447
○ HHS LIHEAP	\$5,537,360
○ Xcel Energy	\$2,524,000
○ Colorado HB 06-1200	\$5,000,000
TOTAL:	\$18,595,807

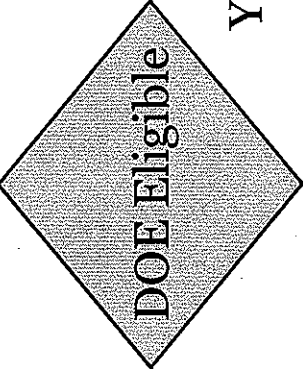
Tier 1 Audit



No

Done

Yes

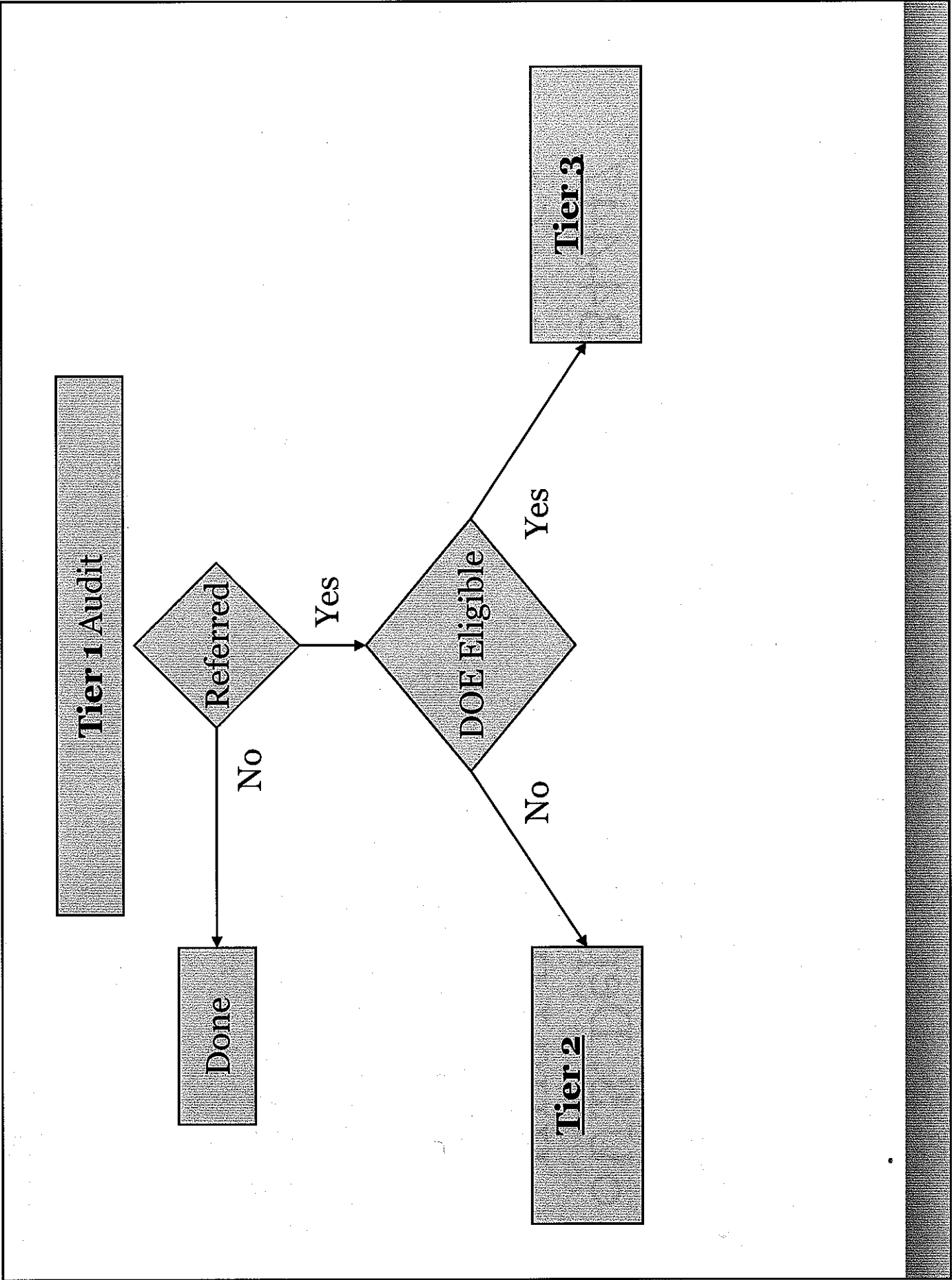


No

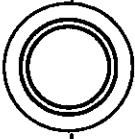
Tier 2

Yes

Tier 3



Tier 1 & Multifamily



- Youth Corps- 2,931 homes
- Kits Mailed to home- 9,154
- Multifamily Buildings- 10 buildings

Targeted Electric Services/First Response-Committed

Year One/Mile High Youth Corps-Install \$	406,409.00
Year One/Mile High Youth Corps - Kits	59,666.00
Niagara Conservation Corp	263,959.00
Take it for Granted	122,732.00
Fan-Fi International/Resource Action Programs	72,794.00
Energy Outreach Colorado Kits	309,778.00
First Response - TOTAL	<u>1,235,338.00</u>

Tier 2 Expenditures by Region

Region	State Funds
North East	\$348,712
Pueblo & South West	\$354,977
Western Slope	\$482,677
Central Mountains and North West	\$301,479
North Front Range	\$277,796
Arapahoe and Adams	\$576,455
Colorado Springs and SLV	\$609,854
<u>Denver and Jefferson County</u>	<u>\$355,144</u>
	\$3,307,094

Tier 3 Performance Measures

	Operations Avg	Homes	Avg Insulation	H&S Furnaces
North East	\$2,864	345	1.5	35
Pueblo and South East	\$2,939	448	1.6	91
Western Slope	\$3,446	337	1.9	30
Central Mountains and North West	\$4,219	231	1.9	11
North Front Range	\$3,043	461	1.1	60
Arapahoe and Adams	\$3,096	644	1.6	62
Colorado Spring & SLV	\$3,965	444	1.2	72
Denver & Jefferson Counties	\$3,592	521	1.2	59

