



## Colorado Parks and Wildlife's Trails Program August 13, 2015


**Thomas Morrissey**  
**State Trails Program Manager**  
**Email - [thomas.morrissey@state.co.us](mailto:thomas.morrissey@state.co.us)**



## Trails Popularity in Colorado

**From a 2009 Market Assessment Study (Corona)**

- **87% of Coloradans indicated that they used trails at least one day in past year**
  - 48% said that they used trails 12 or more days per year
- **Of those who went more than 12 times:**
  - 73% reported "Walking, Jogging, Hiking"
  - 27% - Bicycling
  - 15% - 4x4/ATV/Dirt Bike/Motorcycling

 **COLORADO**  
Parks and Wildlife  
Department of Natural Resources

## TRAIL ACTIVITY DAYS BY COLORADANS

**From the 2014 Statewide Comprehensive Outdoor Recreation Plan**

Trail/Road Activities	Northwest	North Central	Metro	Northeast	Southeast	South Central	Southwest	Total
Walking	14,320,838	35,705,221	27,291,397	2,327,998	3,265,534	16,118,720	4,832,065	103,861,713
Jogging/Running (outdoors)	4,537,831	16,387,470	16,071,998	965,747	1,876,173	5,563,231	1,486,361	46,888,811
Hiking/Backpacking	12,298,839	15,725,931	5,509,271	340,438	742,796	9,287,413	3,696,103	47,600,791
Horseback riding	806,165	851,517	**	208,860	**	259,293	225,497	2,351,332
Road biking	3,736,863	11,582,783	11,259,631	824,337	1,634,928	2,546,141	1,187,756	32,772,439
Mountain biking *(Metro and SE Regions)	3,106,250	6,307,617	1,830,590	**	496,874	2,370,115	1,143,978	15,255,424
Off-road motorcycling	819,572	**	**	**	**	879,506	206,592	1,905,670
ATV riding or 4-wheel driving	3,372,949	2,248,800	**	767,907	1,481,940	3,007,964	1,926,827	12,806,387
Snowmobiling	763,003	**	**	**	**	**	500,267	1,263,270
Snowshoeing or XC skiing	3,175,220	2,135,653	**	**	**	746,048	574,600	6,631,521
<b>TOTAL</b>	<b>46,937,530</b>	<b>90,944,992</b>	<b>61,962,887</b>	<b>5,435,227</b>	<b>9,498,245</b>	<b>40,778,431</b>	<b>15,780,046</b>	<b>271,337,358</b>

\* = Sample size is small (<30) and results should be interpreted with caution.  
 \*\* = Sample size is too small (<10) to report reliably.


### STATE TRAILS PROGRAM



Program Type: Statewide Application


**The State Trails Program is comprised of three sub-programs: the Recreational Trail Program, OHV Program, and Snowmobile Program.**

**The State Trails Program is supported by Colorado's Recreational Trails Committee in coordinating local trail plans and projects and to advise the Parks and Wildlife Commission on trails program funding and policies.**



**COLORADO**  
Parks and Wildlife  
Department of Natural Resources

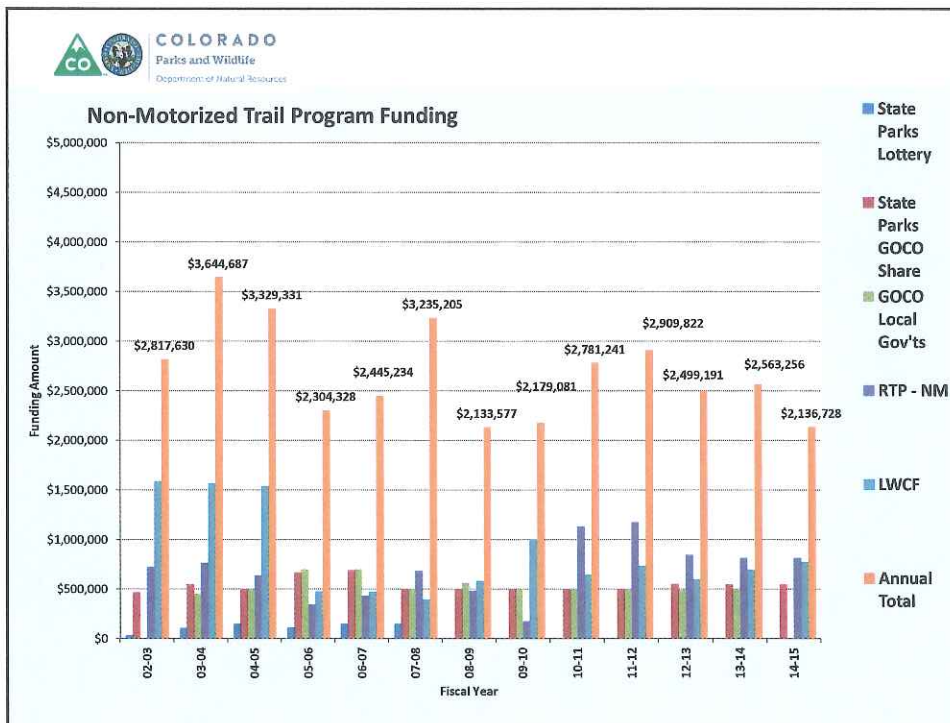
## RECREATIONAL TRAILS PROGRAM



Program Type      Statewide Application  
Established        1971

**CPW's Recreational Trails Program provides assistance to local governments and nonprofit partners through grants and expertise on the development and maintenance of non-motorized trails throughout Colorado. The program's central goal is to expand Colorado's regional network of trails for recreation as well as open space and public land access.**

**The program distributes approx. \$2 to \$2.5 million in trail grants every year.**



Non-Motorized Grant Requests and Awards 2009-2015						Funds Available and Awarded (millions)
Year	# of NM Apps	Type of NM Apps.	\$ requested (thousands)	# of Grants Awarded & category (STC Policy)	\$ Allocated per	
2009	17	large	\$2.715	10	\$1.304	\$1.715
	23	small	\$0.673	9	\$0.274	
	9	pln/sup.	\$0.273	5	\$0.137	
<b>Total</b>	<b>49</b>		<b>\$3.661</b>	<b>24</b>	<b>\$1.715</b>	
2010	18	large	\$2.612	8	\$1.204	\$1.564
	15	small	\$0.226	7	\$0.227	
	7	pln/sup.	\$0.113	3	\$0.133	
<b>Total</b>	<b>40</b>		<b>\$2.951</b>	<b>18</b>	<b>\$1.564</b>	
2011	21	large	\$3.181	9	\$1.693	\$2.145
	11	small	\$0.435	7	\$0.271	
	11	pln/sup.	\$0.430	6	\$0.181	
<b>Total</b>	<b>43</b>		<b>\$4.046</b>	<b>22</b>	<b>\$2.145</b>	
2012	24	large	\$3.688	13	\$1.593	\$1.842
	6	small	\$0.202	3	\$0.089	
	10	pln/sup.	\$0.424	4	\$0.160	
<b>Total</b>	<b>40</b>		<b>\$4.314</b>	<b>20</b>	<b>\$1.842</b>	
2013	14	large	\$1.891	11	\$1.519	\$1.936
	7	small	\$0.262	6	\$0.217	
	6	pln/sup.	\$0.214	5	\$0.200	
<b>Total</b>	<b>27</b>		<b>\$2.367</b>	<b>22</b>	<b>\$1.936</b>	
2014	23	large	\$4.163	14	\$2.206	\$2.536
	10	small	\$0.383	5	\$0.203	
	8	pln/sup.	\$0.240	4	\$0.127	
<b>Total</b>	<b>41</b>		<b>\$4.786</b>	<b>23</b>	<b>\$2.536</b>	
2015	14	large	\$2.497	11	\$1.739	\$1.977
	3	small	\$0.134	2	\$0.089	
	5	pln/sup.	\$0.187	4	\$0.149	
<b>Total</b>	<b>22</b>		<b>\$2.818</b>	<b>17</b>	<b>\$1.977</b>	



**COLORADO**  
Parks and Wildlife  
Department of Natural Resources

## OFF-HIGHWAY VEHICLE (OHV) PROGRAM

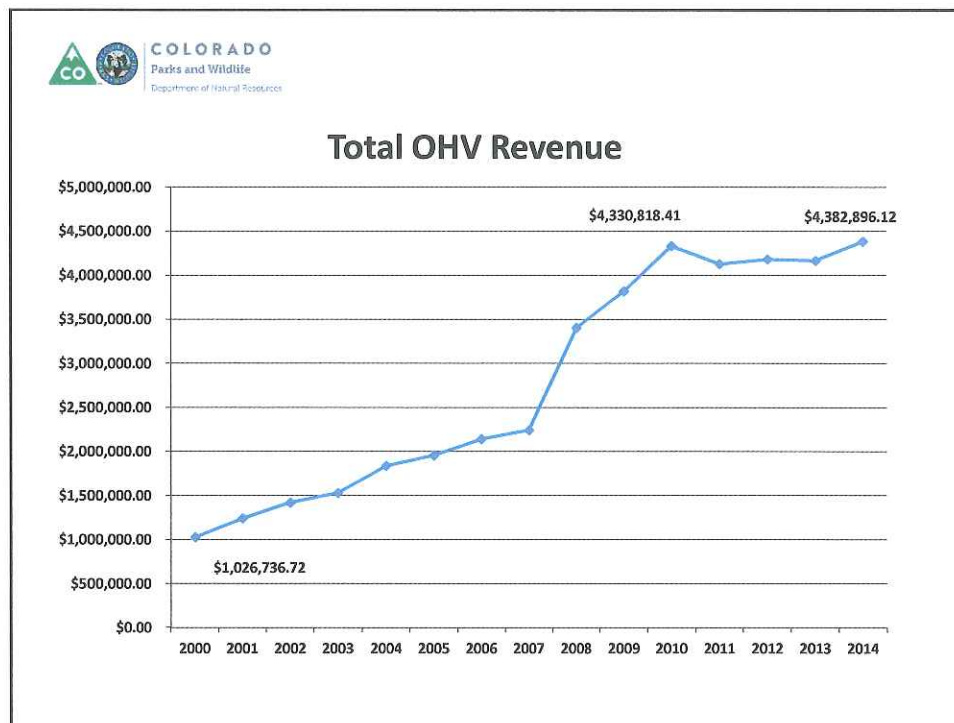
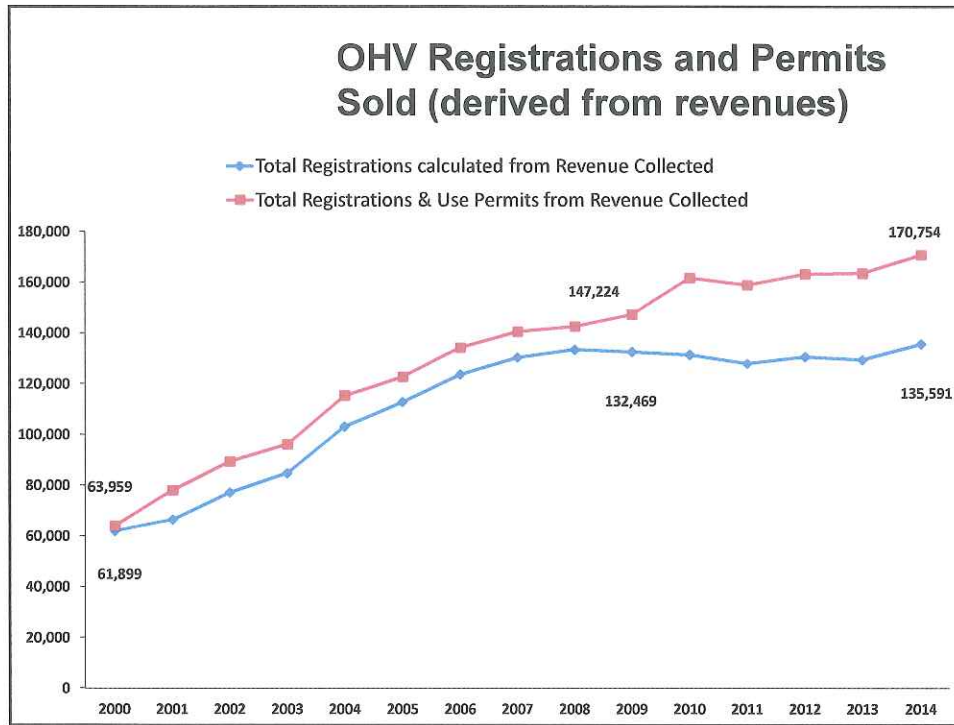


Program Type    Statewide  
Established    1990

The OHV Program improves and enhances motorized recreation opportunities across the state while promoting safe, responsible use of OHVs.


In FY 2015, over 170,000 OHVs were registered and permitted and \$4.2 million was awarded in grants for on-the-ground trail projects. The program is self funded through the sale of OHV registrations and permits.

Beginning in FY10, the OHV program initiated a Law Enforcement and Field Presence Program in cooperation with the Forest Service and BLM. More than \$1 million has been spent on this effort.




Motorized Grant Request Grant Requests 2011 - 2016						Funds Available and Awarded (millions)
Year	# of Apps	Type of App.	\$ requested (millions)	# of Grants Awarded & \$ Allocated per category (millions)		
2010	11	Good Management	\$1.010	13	\$1.010	\$3.162
	28	Competitive	\$2.791	26	\$2.152	
<b>Total</b>	<b>39</b>		<b>\$3.801</b>	<b>39</b>	<b>\$3.162</b>	
2011	13	Good Management	\$1.060	13	\$1.070	\$3.271
	29	Competitive	\$2.588	26	\$2.171	
<b>Total</b>	<b>42</b>		<b>\$3.801</b>	<b>39</b>	<b>\$3.162</b>	
2012	13	Good Management	\$1.266	17	\$1.328	\$4.305
	50	Competitive	\$3.431	33	\$2.977	
<b>Total</b>	<b>63</b>		<b>\$4.697</b>	<b>50</b>	<b>\$4.305</b>	
2013	17	Good Management	\$1.674	17	\$1.507	\$4.230
	40	Competitive	\$5.114	29	\$2.723	
<b>Total</b>	<b>57</b>		<b>\$6.788</b>	<b>46</b>	<b>\$4.230</b>	
2014	18	Good Management	\$1.541	18	\$1.480	\$4.220
	40	Competitive	\$3.491	33	\$2.740	
<b>Total</b>	<b>58</b>		<b>\$5.032</b>	<b>51</b>	<b>\$4.220</b>	
2015	19	Good Management	\$1.720	19	\$1.641	\$4.186
	40	Competitive	\$3.363	31	\$2.545	
<b>Total</b>	<b>59</b>		<b>\$5.083</b>	<b>50</b>	<b>\$4.186</b>	
2016	19	Good Management	\$1.700	19	\$1.618	\$4.200
	42	Competitive	\$3.345	33	\$2.582	
<b>Total</b>	<b>61</b>		<b>\$5.045</b>	<b>52</b>	<b>\$4.200</b>	





**COLORADO**  
Parks and Wildlife  
Department of Natural Resources


## SNOWMOBILE PROGRAM

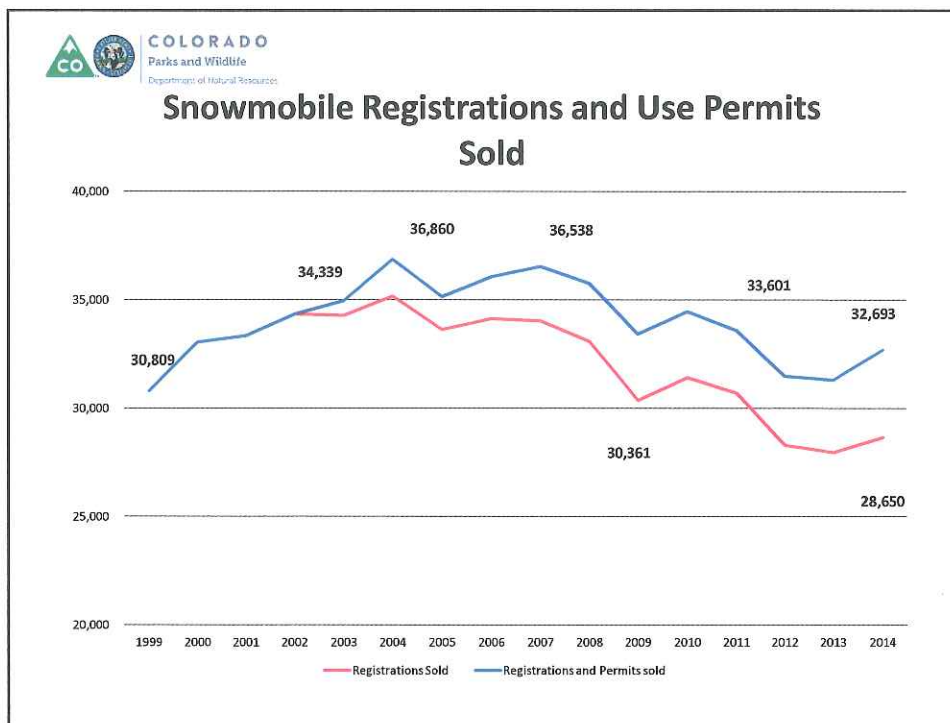


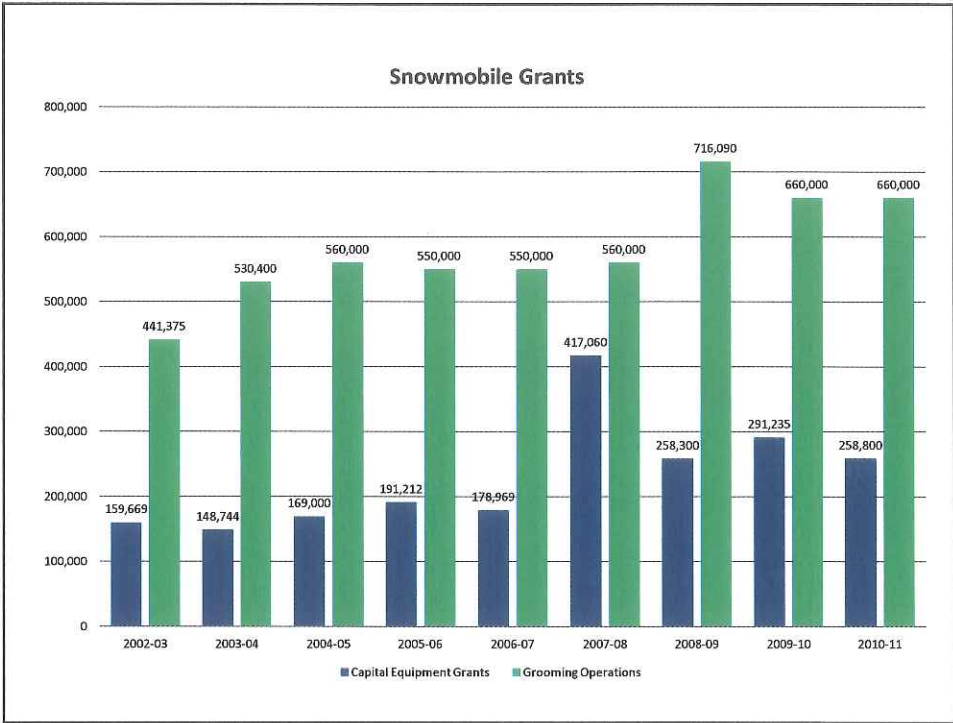
Program Type	Statewide
Established	1977

Through the sale of registrations and use permits, the Snowmobile Program provides the funding base for trail marking and signing, the establishment and grooming of snowmobile trails and related facilities and the enforcement of registration requirements. The program also funds the Snowmobile Safety Certification Program.

Since FY 2009, more than \$900,000 has been allocated annually for on-the-ground trail improvements, grooming and capital improvements such as snow cats and grooming equipment.







Snowmobile Capital Grant Requests and Grooming Contracts 2010 - 2015						Funds Available and Awarded
Year	# of Apps	Type of App.	\$ requested (thousands)	# of Grants Awarded & \$ Allocated per category		
2010	7	Capital Grants	376,691	5	\$291,235	<b>\$951,235</b>
	28	Grooming	660,000	28	\$660,000	
<b>Total</b>	<b>35</b>		<b>1,036,691</b>	<b>33</b>	<b>\$951,235</b>	
2011	7	Capital Grants	275,300	5	\$258,800	<b>\$918,800</b>
	28	Grooming	660,000	28	\$660,000	
<b>Total</b>	<b>35</b>		<b>935,300</b>	<b>33</b>	<b>\$918,800</b>	
2012	7	Capital Grants	368,000	6	\$314,000	<b>\$974,000</b>
	29	Grooming	660,000	29	\$660,000	
<b>Total</b>	<b>36</b>		<b>1,028,000</b>	<b>35</b>	<b>\$974,000</b>	
2013	4	Capital Grants	203,000	3	\$175,000	<b>\$835,000</b>
	29	Grooming	660,000	29	\$660,000	
<b>Total</b>	<b>33</b>		<b>863,000</b>	<b>32</b>	<b>\$835,000</b>	
2014	8	Capital Grants	468,500	6	\$289,500	<b>\$952,664</b>
	29	Grooming	660,000	29	\$660,000	
<b>Total</b>	<b>37</b>		<b>1,128,500</b>	<b>35</b>	<b>\$949,500</b>	
2015	6	Capital Grants	330,403	6	\$238,000	<b>\$898,000</b>
	29	Grooming	660,000	29	\$660,000	
<b>Total</b>	<b>35</b>		<b>990,403</b>	<b>35</b>	<b>\$898,000</b>	





## Summary of CPW's Trails Program Responsibilities

- **Coordinate the State Trails Committee meetings and activities**
- **Assist the State Recreational Trails Committee in policy development**
- **Manage the annual \$8 million trail grant programs**
- **Execute grant contracts and manage grant payments and reimbursements**
- **Development of state trail regulations**
- **Coordinate law enforcement for the OHV and Snowmobile Programs**
- **Coordinate trails policy and programs with local, state and federal agencies**
- **Trails way finding and signage standards**
- **Education and safety standards and training**



## Questions?

