

OFFICE OF THE CLERK AND RECORDER

# El Paso County Elections Summary

---

Voter Behavior Since the Passage of HB13-1303

Chuck Broerman  
El Paso County Clerk and Recorder  
1/26/2015

This document will examine data pertaining to Voter Service and Polling Center (VSPC) usage, ballot return methods on micro and macro levels.



## Introduction

---

Since the passage of House Bill 13-1303 (HB 1303), the Clerk and Recorder's Office has taken notice of emerging and solidifying trends in voter behavior within El Paso County. This document will examine data pertaining to Voter Service and Polling Center (VSPC) usage, ballot return methods on micro and macro levels.

Following the presentation of the data, this document also will present concerns and conclusions.

Data examined: 2013 Coordinated Election, 2014 Primary Election, and 2014 General Election.

## Executive Summary

---

While comparing a coordinated, primary, and general election is not a perfect comparison, the data allow the Clerk and Recorder's Office to conclude:

- VSPC usage is consistently heaviest on the Monday preceding the election and Election Day, accounting for 74-86% of total usage. Usage is light to non-existent for the other days.
- VSPC usage is consistently heaviest the Saturday preceding an election, and is light to non-existent on other Saturdays
- **With the exception of the Monday preceding the election and Election Day, the current VSPC calculation mandates that El Paso County operate more VSPCs than what voters want and for more days than voters need**
- The trend line suggests that voters will continue to embrace the drop-box option. A large majority (59%) utilized one of twelve 24/7 drop-boxes in the most recent election, following a steady increase in favor of the drop-boxes


The Clerk's Office is concerned that the current number of VSPC locations and days of operation mandated could eventually result in adverse affects relating to finding and using adequate VSPC locations and qualified election workers.

# 2013 Coordinated Election

## Quick Facts

- 7 VSPCs open a total of 17 days
- 88% of voters were within a 10 minute drive of a VSPC
- Ballot contained one major statewide tax question, various local questions, elections for school boards and some municipalities
- 151,321 total votes cast

## Total Ballot Return Method

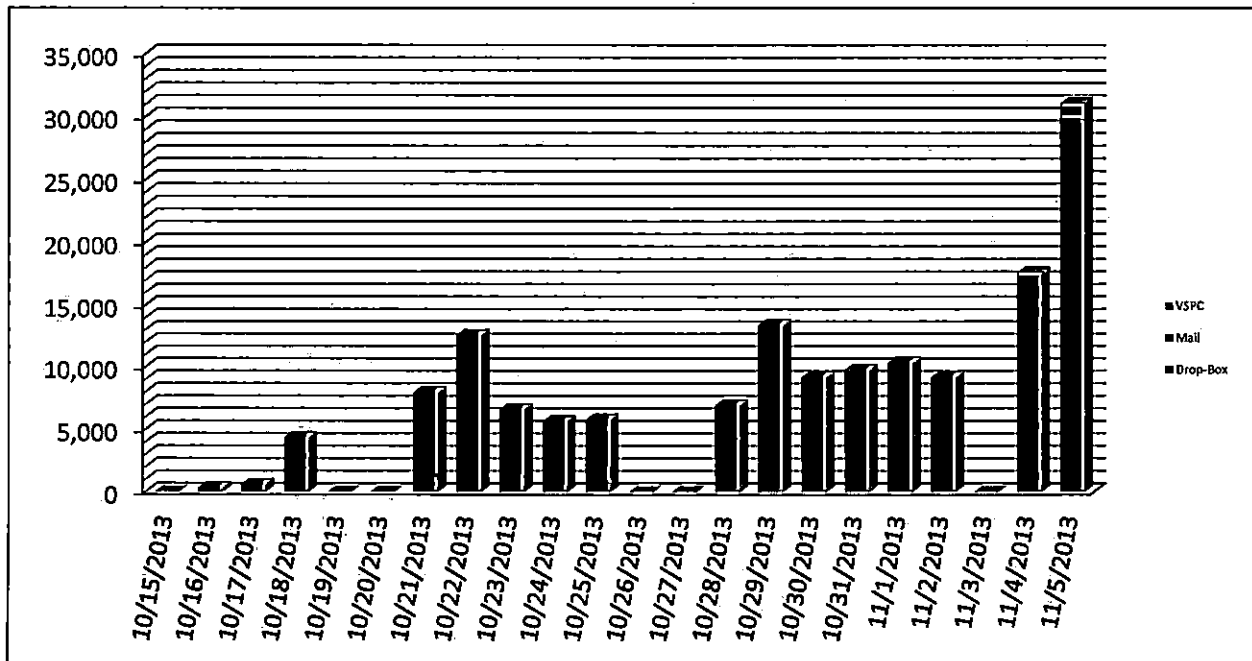


The chart to the left illustrates how El Paso County voters chose to return their ballot during the 2013 Coordinated Election. A majority of voters (54%) chose to mail their ballot back while 44% of voters used a drop-box. Just 1% used a VSPC.


■ Drop-Box ■ Mail ■ VSPC ■ Other

The chart below shows how voters returned their ballot on a daily basis between drop-box, mail, and VSPC.

## Votes Returned by Day & Method



### 2013 Coordinated Election VSPC Usage by Day



*This chart shows the daily number of voters using a VSPC.*

### Conclusions

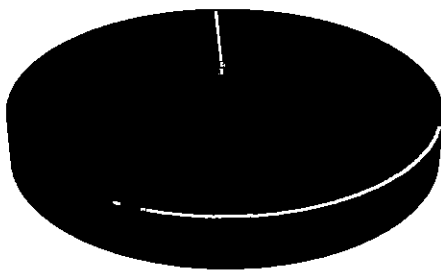
- Only 1% of voters used a VSPC
- 79% of VSPC usage occurred the Monday preceding the election and Election Day
- 28 voters used one of the 7 VSPCs open on Saturday, November 2
- A strong percentage of voters (44%) used a drop-box to return their ballot
- 60% of drop-box usage occurred the Monday and Tuesday preceding the election

# 2014 Primary Election

## Quick Facts

- 4 VSPCs (County Motor Vehicle locations) open over a total of 17 days
- 75%% of voters were within a 10 minute drive of a VSPC
- Ballot contained a host of competitive Republican Party primaries, including US House, Governor, state house districts 15 and 20, and county treasurer
- 79,374 total votes cast

## Total Ballot Return Method

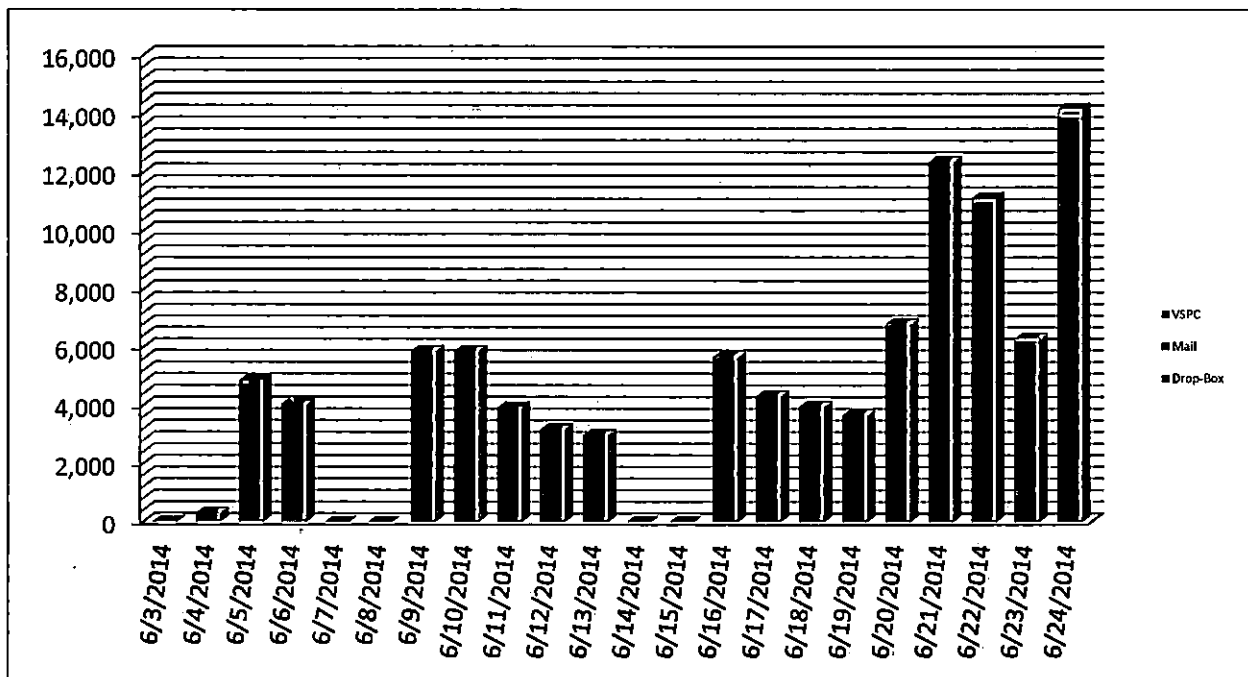


The chart to the left illustrates how El Paso County voters chose to return their ballot during the 2014 Primary Election. For the first time, a majority of voters (51%) chose to return their ballot by drop-box while 49% used mail. Less than 1% used a VSPC.

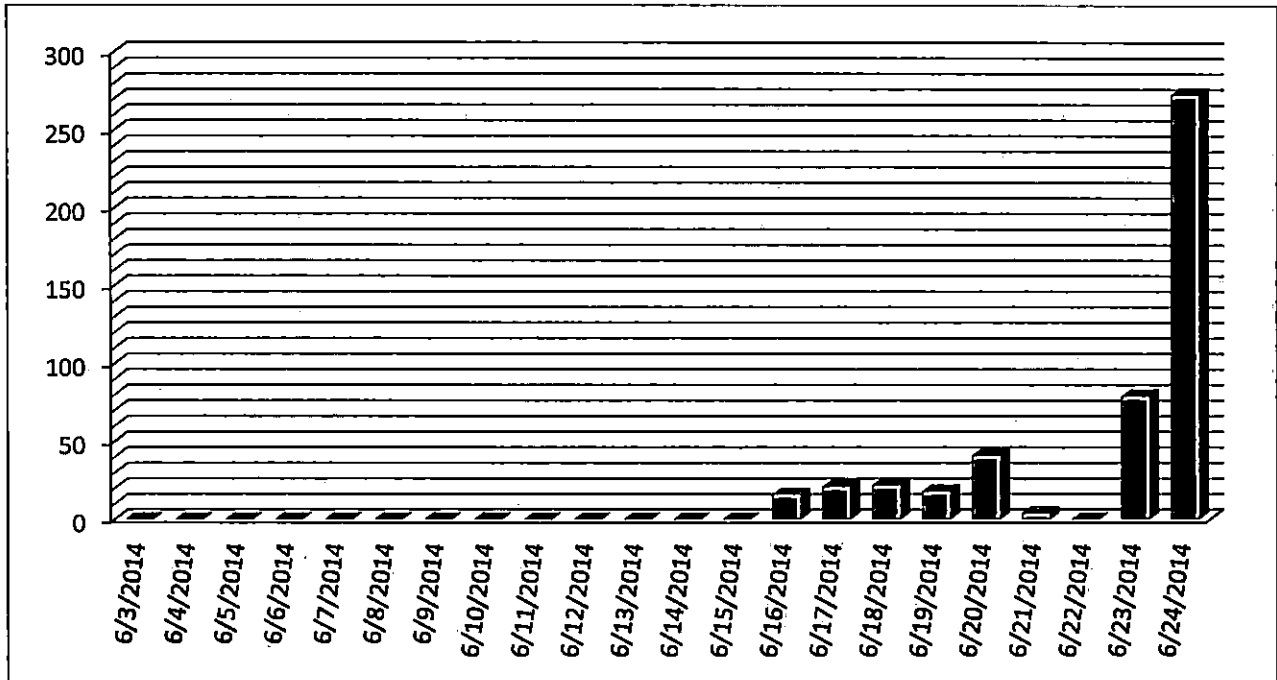
The chart below shows how voters returned their ballot on a daily basis between drop-box, mail, and VSPC.

■ Drop-Box ■ Mail ■ VSPC ■ Other

## Votes Returned by Day & Method



### 2014 Primary Election VSPC Usage by Day



*This chart shows the daily number of voters using a VSPC.*

#### Conclusions


- Less than 1% of voters used a VSPC
- 74% of VSPC usage occurred the Monday preceding the election and Election Day
- 4 voters used one of the 4 VSPCs open on Saturday, June 21
- A slight majority (51%) used a drop-box to return their ballot
- 30% of drop-box usage occurred the Monday and Tuesday preceding the election

# 2014 General Election

## Quick Facts

- 25 VSPCs (12 during phase 1 and 11 during phase 2) open over a total of 18 days
- 96% of voters were within a 10 minute drive of a VSPC
- Ballot contained competitive statewide races for US Senate, Governor, and various state and local races.
- 232,502 total votes cast

## Total Ballot Return Method

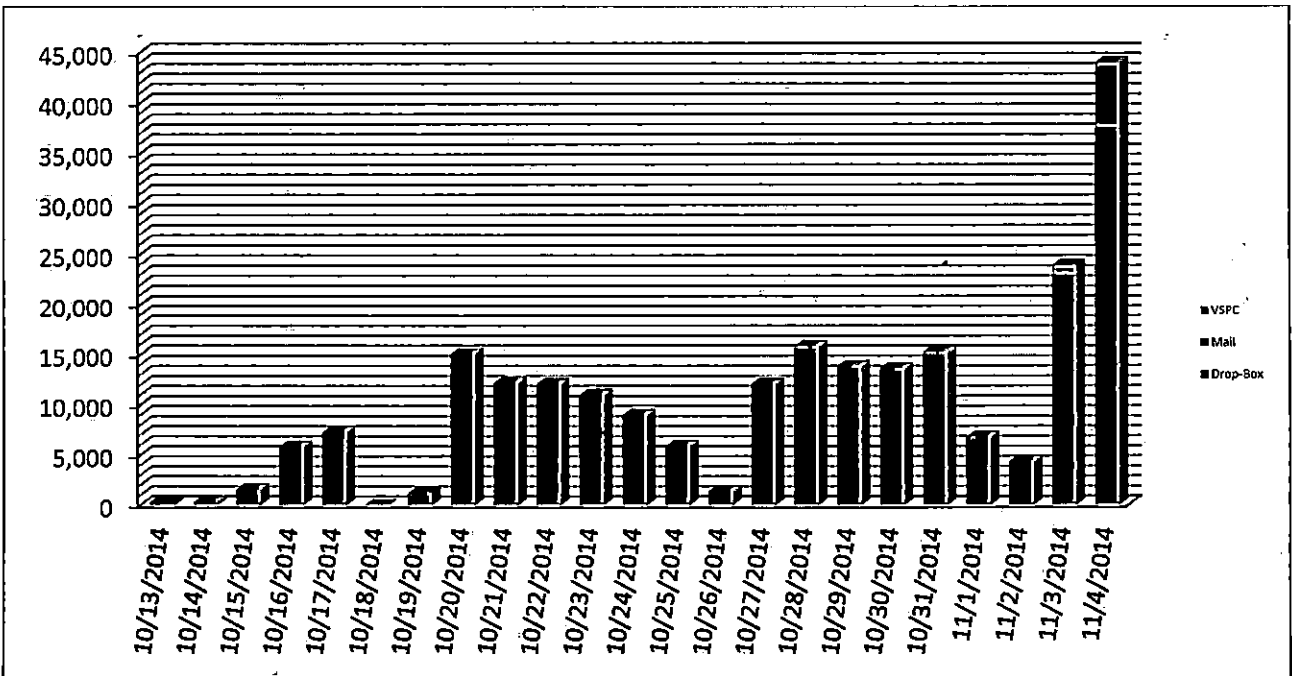


The chart to the left illustrates how El Paso County voters chose to return their ballot during the 2014 General Election. A strong majority of voters (59%) chose to return their ballot by drop-box while 37% used mail. A more robust 4% used a VSPC.

The chart below shows how voters returned their ballot on a daily basis between drop-box, mail, and VSPC.

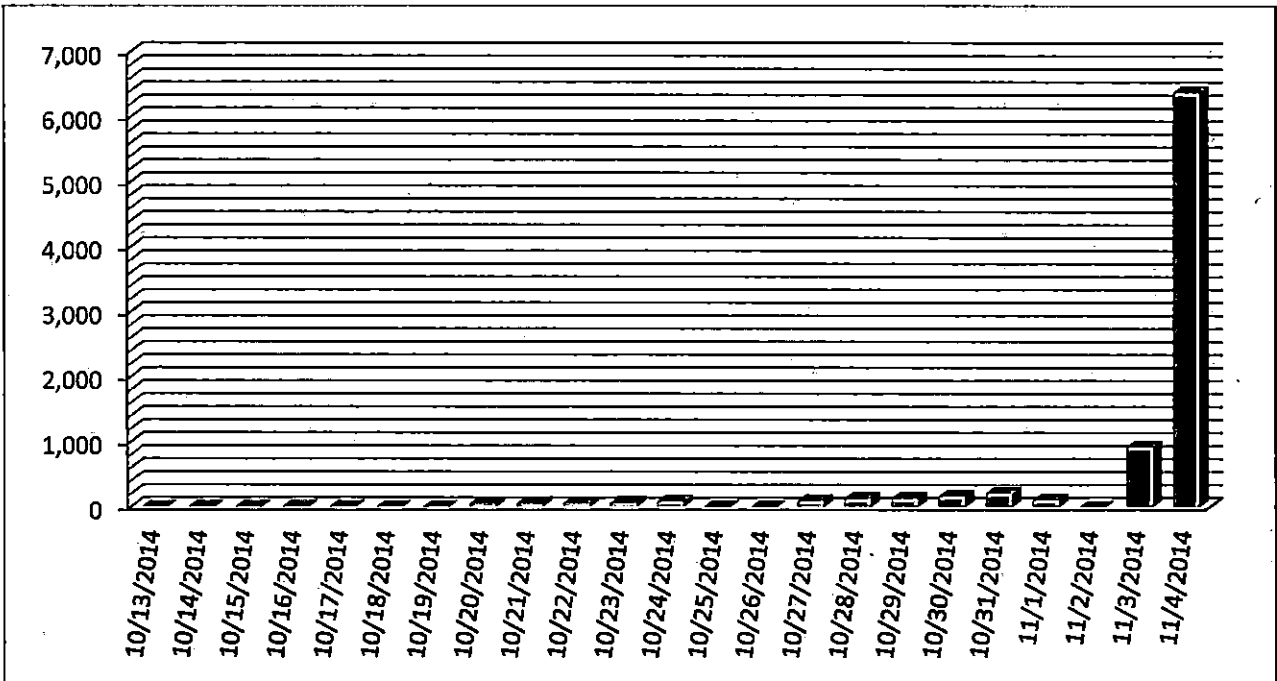
■ Drop-Box ■ Mail ■ VSPC ■ Other

## Votes Returned by Day & Method





### 2014 General Election VSPC Usage by Day



*This chart shows the daily number of voters using a VSPC.*

#### Conclusions

- A more robust 4% of voters used a VSPC
- 86% of VSPC usage occurred the Monday preceding the election and Election Day
- 5 voters used one of the 11 VSPCs open on Saturday, October 25
- 107 voters used one of the 11 VSPCs open on Saturday, November 1
- A large majority (59%) used a drop-box to return their ballot, displaying an overall trend line in favor of drop-boxes
- 34% of drop-box usage occurred the Monday preceding the election and Election Day

## Overall Conclusions

---

While comparing a coordinated, primary, and general election is not a perfect comparison, the data allow the Clerk and Recorder's Office to conclude:

- VSPC usage is consistently heaviest on the Monday preceding the election and Election Day, accounting for 74-86% of total usage. Usage is light to non-existent for the other days.
- VSPC usage is consistently heaviest the Saturday preceding an election, and is light to non-existent on other Saturdays
- **With the exception of the Monday preceding the election and Election Day, the current VSPC calculation mandates that El Paso County operate more VSPCs than what voters want and for more days than voters need**
- The trend line suggests that voters will continue to embrace the drop-box option. A large majority (59%) utilized a drop-box in the most recent election, following a steady increase in favor of the drop-boxes