


State Representative
DAN THURLOW
Colorado State Capitol
200 East Colfax Avenue, Room 307
Denver, Colorado 80203
Capitol: 303-866-3068
Cell: 970-261-0098
Email: dan.thurlow.house@state.co.us



Member:
Business Affairs & Labor
Committee
State, Veterans & Military Affairs
Committee

COLORADO
HOUSE OF REPRESENTATIVES
State Capitol
Denver
80203

SB 15-044

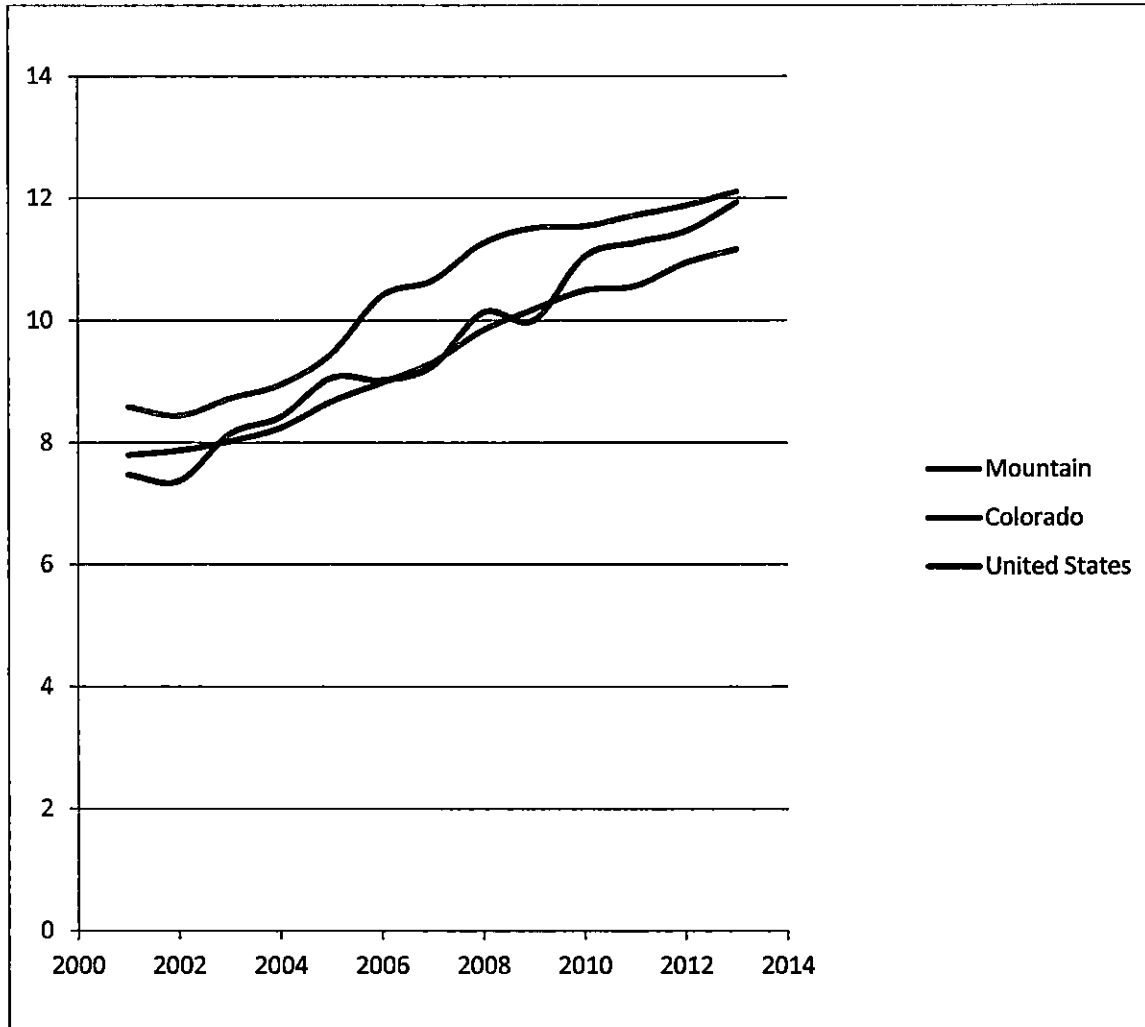
Summary Information Packet

Goal of SB 15-044:

- 1) Electricity rates are high and trending higher.
- 2) We don't want to eliminate renewables.
- 3) We want this and any viable industry to thrive.
- 4) We want as many options as possible in the energy portfolio.
- 5) We want to focus on reducing electric rates.
 - 1) For the ratepayer.
 - 2) For the economic health of Colorado.

Attachment 1

Cost of Electricity; Residential Rates, US, Mountain States and Colorado
Cents per Kilowatt Hour



Source: US Energy Information Administration

<http://www.eia.gov/electricity/data/browser/#/topic/7?agg=0,1&geo=g200000000g&endsec=o&linechart=ELEC.PRICE.MTN-RES.A~ELEC.PRICE.CO-RES.A~ELEC.PRICE.US-RES.A~&columnchart=ELEC.PRICE.US-ALL.A&map=ELEC.PRICE.US-ALL.A&freq=A&start=2001&end=2013&ctype=linechart<ype=pin&rtype=s&motype=0&rsc=0&pin=~~>

Electricity Prices Are Much Higher in States with Renewable Electricity Mandates

Electricity prices are 38 percent higher in states that have renewable electricity mandates. It is not clear how much this price differential is the result of the renewable electricity mandates, how much is a function of the sources of electricity generation in states that have chosen to impose these mandates, and how much is a function of other regulations and legislation within the state caused the increased cost.

Average Price of Electricity in Colorado (With Renewable Electricity Mandates June 2010 (Prices in cents per kilowatt hour))

<u>State</u>	<u>Residential</u>	<u>Commercial</u>	<u>Industrial</u>	<u>All Sectors</u>
Colorado	11.01	9.09	6.67	9.14

Average Price of Electricity in States Without a Renewable Portfolio Mandate June 2010 (Prices in cents per kilowatt hour)

Average Price	9.03	8.04	5.78	7.67
---------------	------	------	------	------

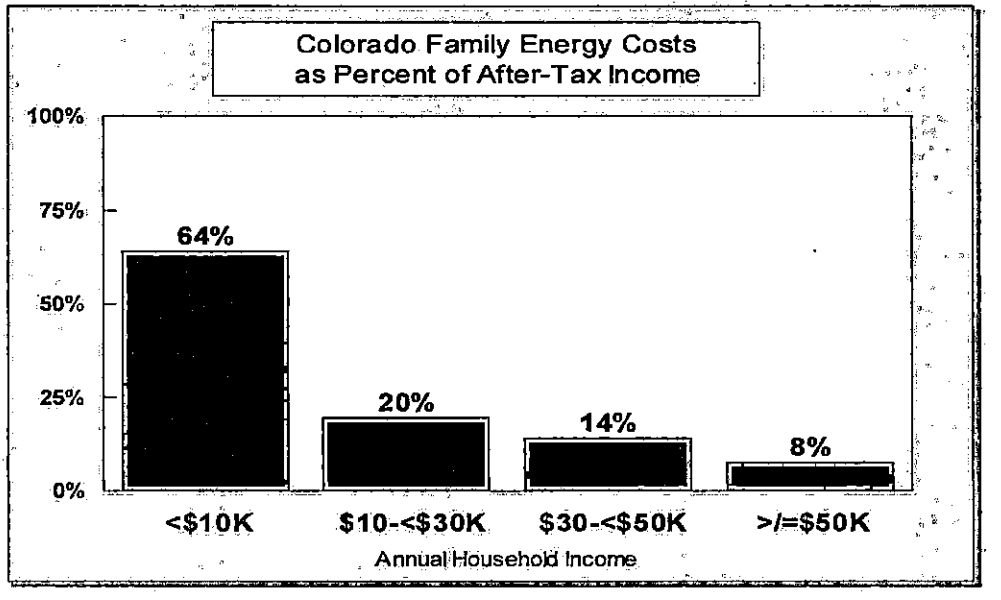
Source: EIA, Electric Power Monthly, Table 5.6.B., Average Retail Price of Electricity, June 2010, Released Sept. 15, 2010, http://www.eia.doe.gov/cneaf/electricity/epm/table5_6_b.html

Article Source: <http://instituteeforenergyresearch.org/wp-content/uploads/2011/01/IER-RPS-Study-Final.pdf>



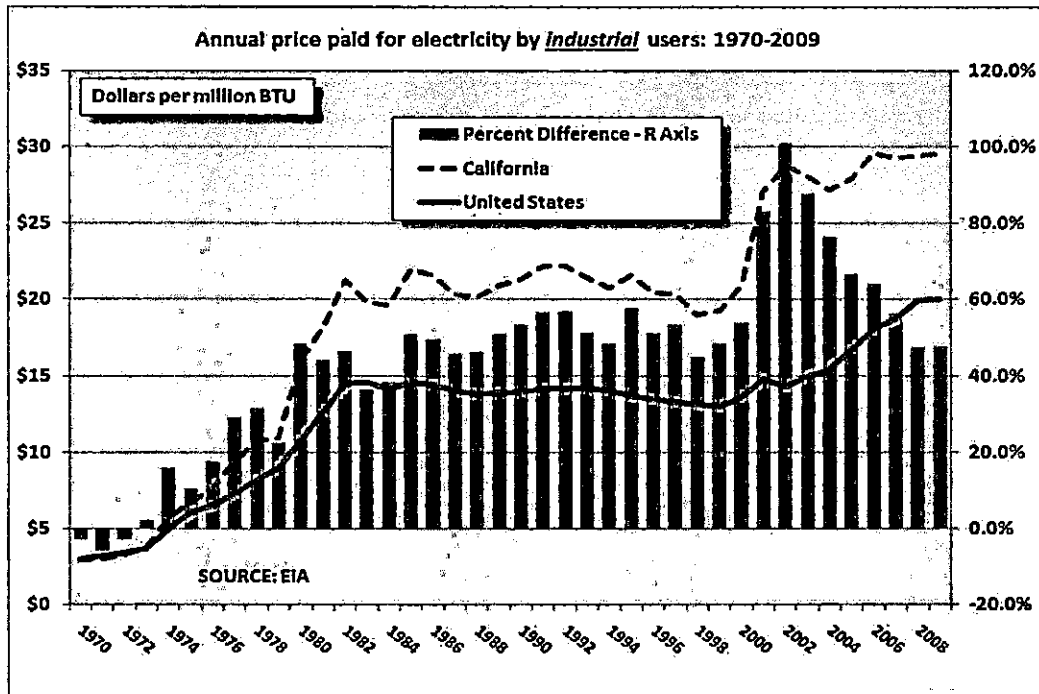
Energy Cost Impacts on Colorado Families

Energy prices continue to strain the budgets of Colorado's lower- and middle-class families. Colorado households with annual incomes below \$50,000, representing 45% of Colorado households, spend an estimated average of 17% of their after-tax income on energy. Energy bills for the poorest households earning less than \$10,000 represent 64% of their family incomes, before accounting for any energy assistance programs. Increased energy costs are competing with other necessities for lower- and middle-income family budgets across Colorado.



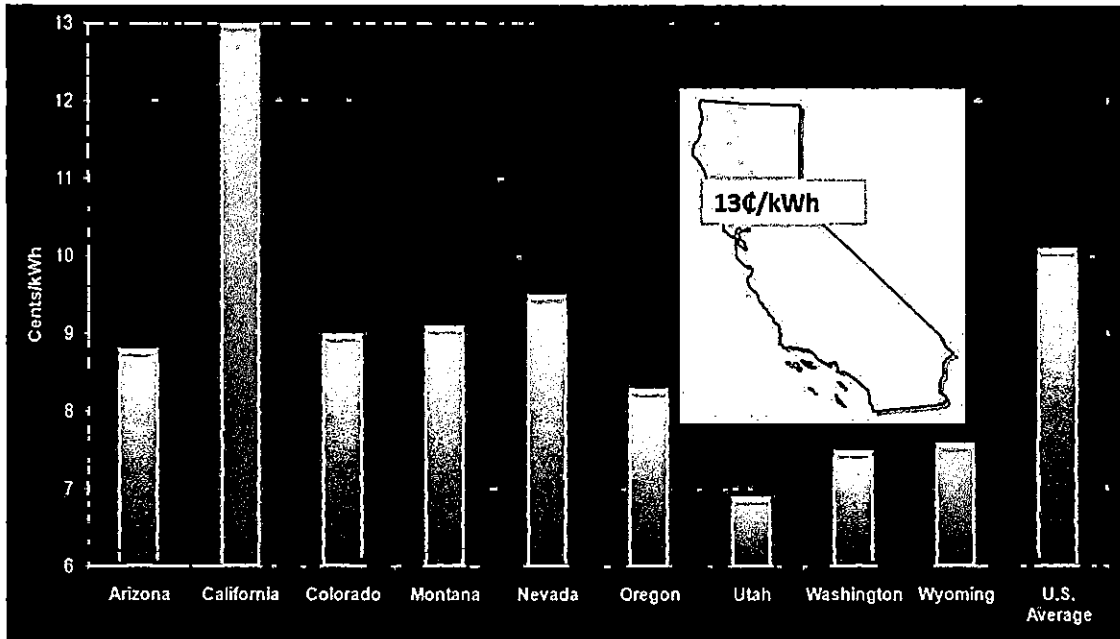
February 2013
www.americaspower.org

CA INDUSTRIAL ELECTRICITY RATES HAVE INCREASED MUCH FASTER THAN U.S. AVERAGE



"Intel's electric bill in Oregon will be an astonishing 80% to 90% < in CA."

CALIFORNIA COMMERCIAL ELECTRICITY RATES > U.S. AVERAGE & NEARBY STATES



Source: U.S. Energy Information Administration.

California experiencing fastest rate ever recorded of companies leaving – energy costs cited as a major reason

CALIFORNIA JOB EXODUS

Examples of job relocations out of CA:

- **Intel:** 1,000 high-tech factory jobs to Oregon
- **Adobe Systems:** ~300 high tech jobs to Utah
- **Toyota:** 4,700 factory jobs to Texas & Canada
- **Abraxis Health:** 200 jobs to Arizona
- **LegalZoom.com Inc.:** 600 jobs to Texas
- **Northrop Grumman:** 300 jobs to Virginia
- **Redbarn Pet Products:** 200 jobs to Arkansas
- **Structured Solutions Inc.:** 200 jobs to Nebraska
- **Amonix Inc.:** 300 jobs to Nevada
- **Ditech:** 300 jobs to Pennsylvania
- **Edwards Lifesciences:** 1,000 high-tech jobs to Utah
- **Genentech:** 200 high-tech jobs to Oregon
- **Facebook:** 200 jobs to Texas
- **Rockwell Collins:** 600 jobs to Oregon & Iowa



facebook



NORTHROP GRUMMAN



Edwards Lifesciences



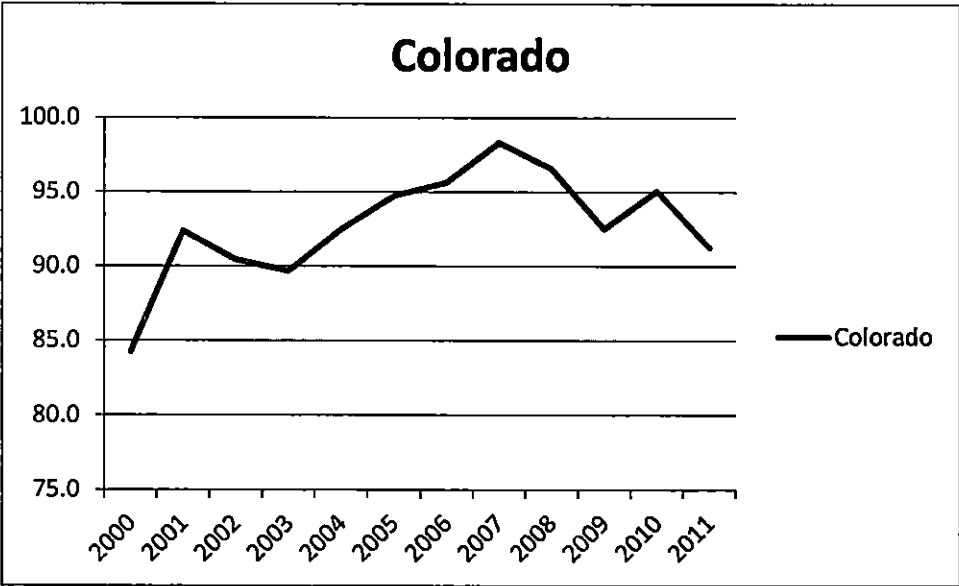
Genentech
IN BUSINESS FOR LIFE



Rockwell
Collins

State energy-related carbon dioxide emissions by year (2000–2011)

million metric tons of carbon dioxide



Source: US Energy Information Agency

<http://www.eia.gov/environment/emissions/state/analysis/>