

Helping Formerly Incarcerated Men and Women Transition to Lives of Success and Fulfillment

The purpose of the **Work And Gain Education And Employment Skills (WAGEES)** project is to improve the employment prospects of young adult released prisoners and high school dropouts living in high-poverty, high-crime communities. The WAGEES project prepares and increases the employment rate of participants, decreases the recidivism rate of young offenders served, increases the rate at which participants receive high school diplomas and industry-recognized credentials as well as increase the rate at which participants enter post-secondary education and training. The Latino Coalition is the national intermediary for the project that is fully funded by the U.S. Department of Labor Employment & Training Administration.

IT Takes A Village/Second Chance Center (ITAV/SCC) was awarded a 12-month grant of \$200,000 to serve 75 participants and due to their strong performance, were recently awarded an additional grant to continue services through March 31, 2015. The primary focus is on current and ex-offenders (minimum of 60%) between the ages of 18-24. Since the start of the project on April 1, 2013 ITAV/SCC has proved to be a very active site and is ahead of enrollment projections. To date, 110 participants have been enrolled into the WAGEES Project which is a 146% above goal. The Latino Coalition's Director of Operations stated that, "The Second Chance Center team is one the highest performing organizations in the entire project. Their ability to connect, hold account and engage these young people in meaningful activities is impressive. The bottom line is that Second Chance Center is an effective and efficient organization that helps participants move on from and stay out of prison".

ITAV/SCC provides an array of services directly or through established service providers. Case managers are responsible for outreach, intake, enrollment, development of an individual service plan, resource and referral as well as tracking participant activities, progress and outcomes in a web-based data system.

Participation Numbers to Date:

Services Provided	Participation
Case Management	110 Participants <i>109 total hours</i>
Supportive Services	51 Participants <i>98 total hours</i>
Community-wide Efforts to Reduce Violence	7 Participants <i>68 total hours</i>
Educational Services	51 Participants

		<i>76 total hours</i>
Employment Activities & Services		110 Participants <i>416 total hours</i>
Mentoring		110 Participants <i>693 total hours</i>
Restorative Justice		17 Participants <i>57 total hours</i>
Substance Abuse Services		13 Participants <i>40 total hours</i>
Vocational Training		41 Participants <i>1,212 total hours</i>

As of date of this report, 71 participants have achieved an outcome prescribed by the Department of Labor. Participants have access to vocation training classes were credentials from OSHA and the National Center for Construction Education and Research (NCCER) and the International Polytechnic Institute will be issued to participants. A major focus for this population is employment, which is reflected in the participation and outcomes regarding training and employment services.

Participant Outcomes To Date:

Project Outcome	# of Participants
Obtained Full-time Employment 35+ hour per week	54
Obtained Full-time Employment Less than 35 hours per week	54
Entered Long-term Occupational Skills Training	19
Entered Full-time Post-Secondary School	1
Obtained Industry-recognized Credential	23
Obtained GED	1

Recidivism is another important measure that is applies to ex-offenders who have been released from prison in the previous 12 months from the date of enrollment into the WAGEES project who were re-arrested for a new crime or had their probation/parole revoked and were re-incarcerated. The Project considers participants who are in half-ways houses as incarcerated.

Recidivism Type	Denver Community Corrections
Parole Revoked & Incarcerated	1
Rearrested for a new crime	1
Recidivism Rate	2%

The WAGEES Project collects data to help inform the program design and gain an understanding of the Participants being served. Some interesting facts regarding all 110 of the Participants in ITAV/SCC include:

- 77% are Male, 23% are female.
- 79% of Participants are Current or Ex-Offenders from the Adult System, 3% are from the Juvenile System and 18% are Non-Offender High School Dropouts.
- 45% of the Participants enrolled do not have a High School Diploma or GED.
- 52% are first time offenders and 31% are repeat offenders.
- 19% are Violent Offenders, 44% are non-violent offenders, 24% are non-violent drug/substance abuse offenders.
- 72% of Participants do not have an active driver's license.
- 28% of Participants report stable house, 58% report temporary housing and 14% are homeless.
- 18% report a learning, physical or mental disability.
- 54% report not having insurance and 11% are unsure.
- The top 3 items Participants report needing legal help with are (1) Restoring a driver's license (20%), (2) Outstanding Warrants or fines (5.5%), and (3) Determining what to disclose on job application (4.5%)
- The top 3 referral sources for the WAGEES Program are (1) Participants/Friend (44%), (2) Denver District Court Adult Probation Department (27%) and (3) Denver Community Corrections (19%).
- There are 70 children that have a parent in the WAGEES Program.

Participant Demographics - Active

Aggregate demographic information for active participants.

Site Name: Latino Coalition for Community Leadership

Total Number of Active Participants in Site: 108

Program Name: **SECOND CHANCE CENTER**

Total Number of Active Participants in Program: 108

Demographic Name: Referred From

Demographic Type: Defined Text Values

Number of Participants with Data in Program: 108
Percent of Participants with Data in Program: 100%

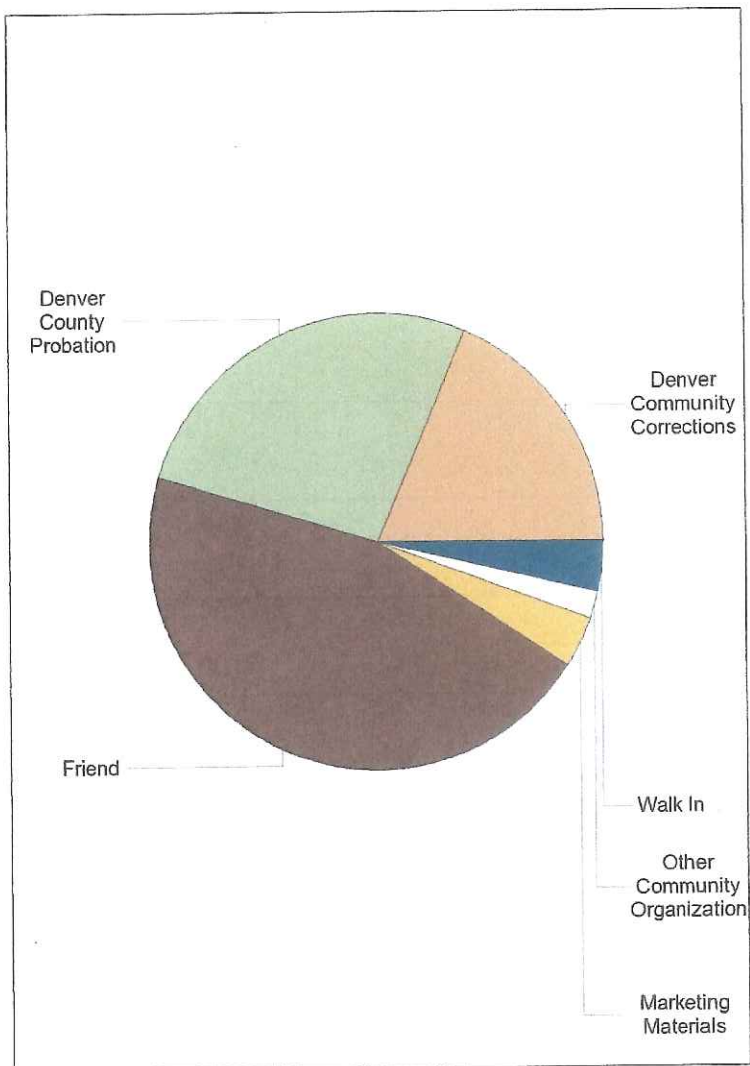
Demographic Value	# of Participants	% of Participants
Denver Community Corrections	20	18.52%
Denver County Probation	29	26.85%
Friend	49	45.37%
Marketing Materials	4	3.70%
Other Community Organization	2	1.85%
Walk In	4	3.70%
Total:	108	100%

Most Frequent Demographic Value

Friend

Number of Unique Values

6



Report Filters:

Site Name: Latino Coalition for Community Leadership

Program Name: It Takes A Village, Inc

Date Range Start: 4/1/2013 12:00:00 AM

Date Range End: 3/21/2014 12:00:00 AM

Report Generated: 21/03/14

Page: 1/1

Participant Demographics - Active

Aggregate demographic information for active participants.

Site Name: Latino Coalition for Community Leadership

Total Number of Active Participants in Site: 110

Program Name: SECOND CHANCE CENTER

Total Number of Active Participants in Program: 110

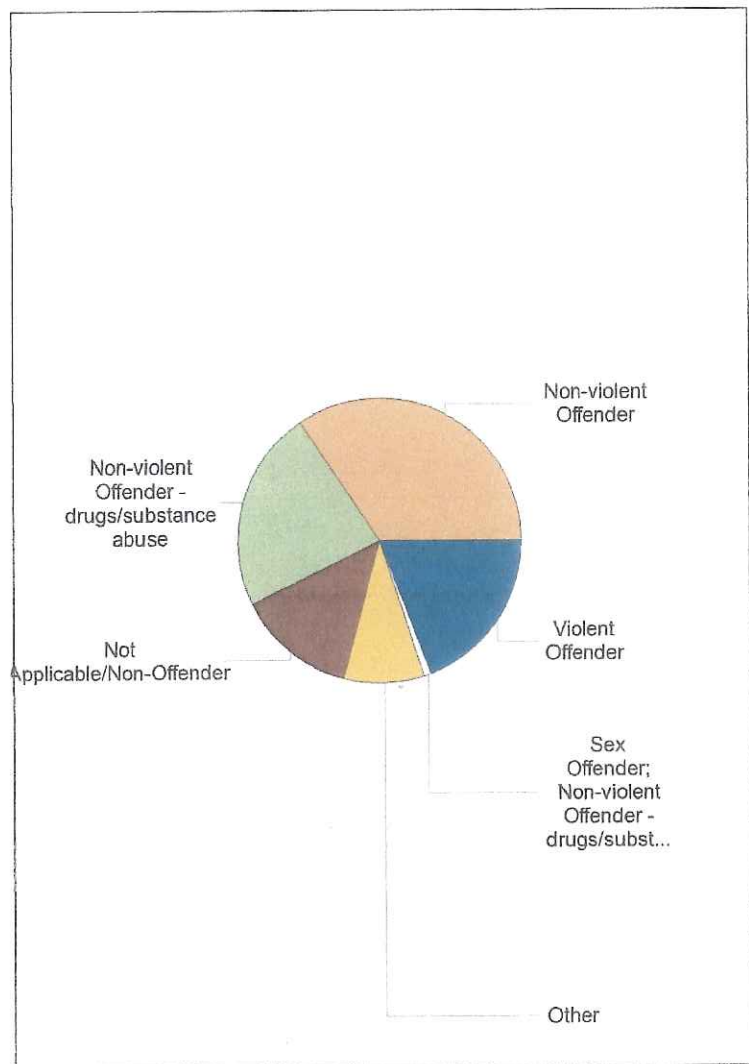
Demographic Name: Type of Offender

Demographic Type: Non-Exclusive Choices

Number of Participants with Data in Program: 110

Percent of Participants with Data in Program: 100%

Demographic Value	# of Participants	% of Participants
Non-violent Offender	38	34.55%
Non-violent Offender - drugs/ substance abuse	25	22.73%
Not Applicable/ Non-Offender	15	13.64%
Other	10	9.09%
Sex Offender; Non-violent Offender - drugs/ substance abuse	1	0.91%
Violent Offender	21	19.09%
Total:	110	100%



Report Filters:

Site Name: Latino Coalition for Community Leadership

Program Name: It Takes A Village, Inc.

Report Generated: 20/03/14

Page: 1/1

Date Range Start: 4/1/2013 12:00:00 AM

Date Range End: 3/20/2014 12:00:00 AM

Participant Demographics - Active

Aggregate demographic information for active participants.

Site Name: Latino Coalition for Community Leadership

Total Number of Active Participants in Site: 99

Program Name SECOND CHANCE CENTER

Total Number of Active Participants in Program: 99

Demographic Name: Age at Enrollment

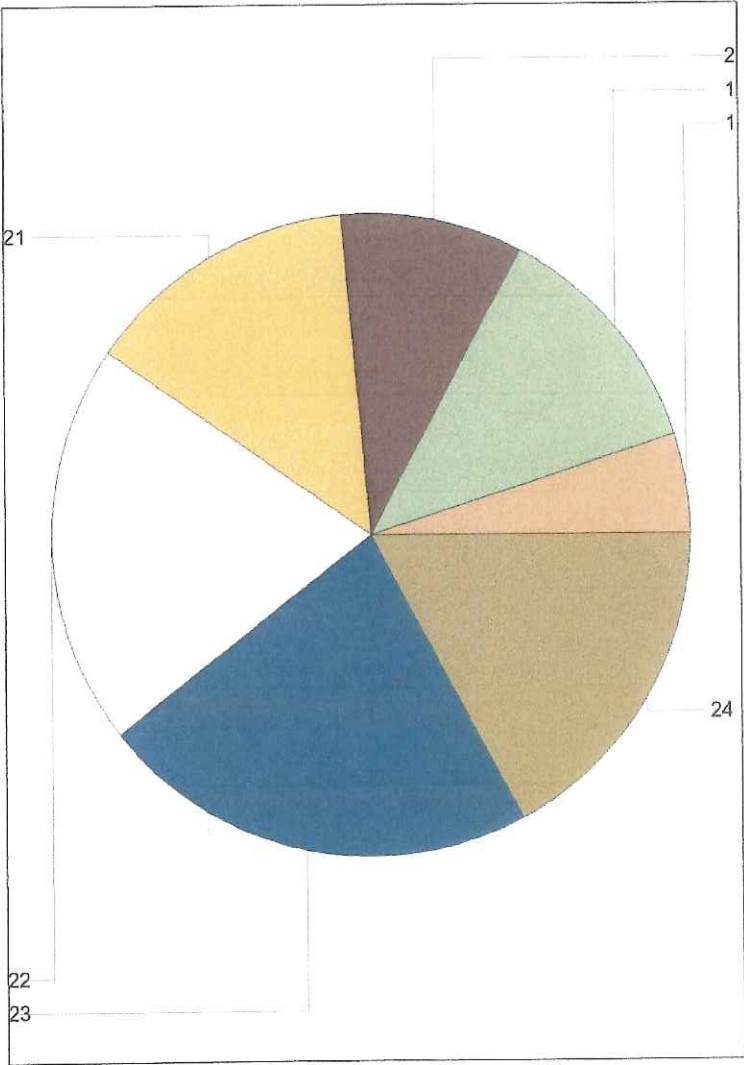
Demographic Type: Defined Text Values

Number of Participants with Data in Program: 99
 Percent of Participants with Data in Program: 100%

Demographic Value	# of Participants	% of Participants
18	5	5.05%
19	12	12.12%
20	9	9.09%
21	14	14.14%
22	20	20.20%
23	22	22.22%
24	17	17.17%
Total:	99	100%

Most Frequent Demographic Value
23

Number of Unique Values
7



Report Filters:

Participant Demographics - Active

Aggregate demographic information for active participants.

Site Name: Latino Coalition for Community Leadership

Total Number of Active Participants in Site: 112

Program Name: **SECOND CHANCE CENTER**

Total Number of Active Participants in Program: 112

Demographic Name: **County**

Demographic Type: Arbitrary Text

Number of Participants with Data in Program: 112
Percent of Participants with Data in Program: 100%

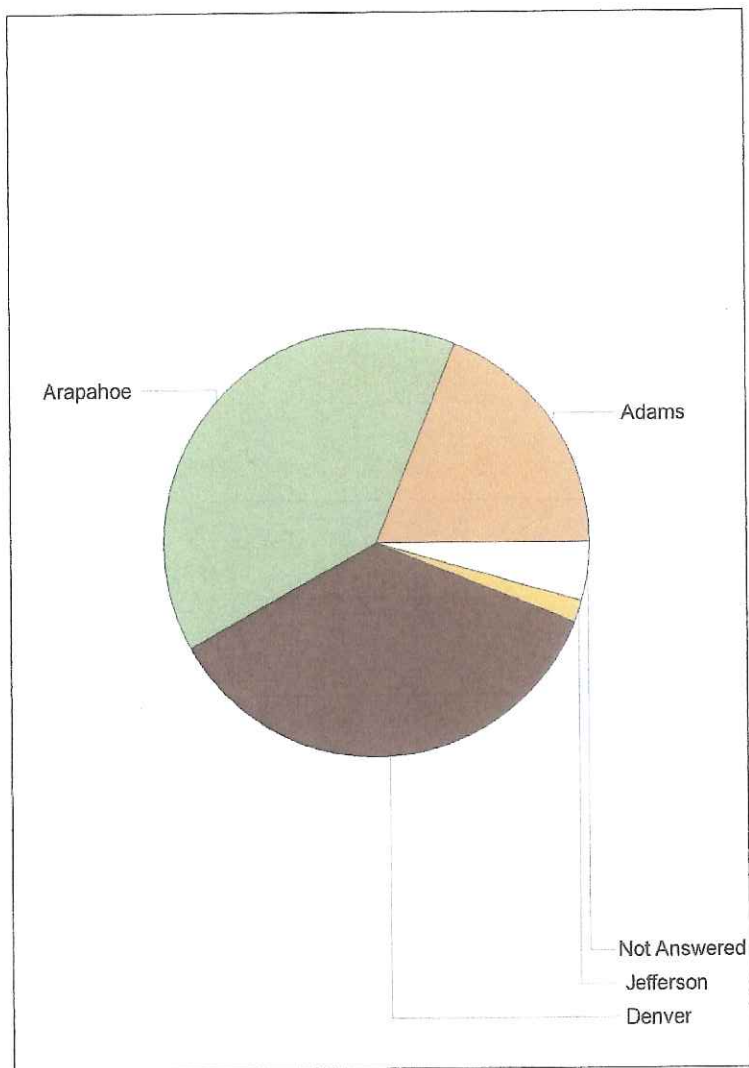
Demographic Value	# of Participants	% of Participants
Adams	21	18.75%
Arapahoe	44	39.29%
Denver	40	35.71%
Jefferson	2	1.79%
Not Answered	5	4.46%
Total:	112	100%

Most Frequent Demographic Value

Arapahoe

Number of Unique Values

4



Report Filters:

Site Name: Latino Coalition for Community Leadership

Program Name: It Takes A Village, Inc

Report Generated: 21/03/14

Date Range Start: 4/1/2013 12:00:00 AM

Date Range End: 3/21/2014 12:00:00 AM

Page: 1/1

Participant Demographics - Active

Aggregate demographic information for active participants.

Site Name: Latino Coalition for Community Leadership

Total Number of Active Participants in Site: 112

Program Name: **SECOND CHANCE CENTER**

Total Number of Active Participants in Program: 112

Demographic Name: Participant's gang involvement?

Demographic Type: Defined Text Values

Number of Participants with Data in Program: 112

Percent of Participants with Data in Program: 100%

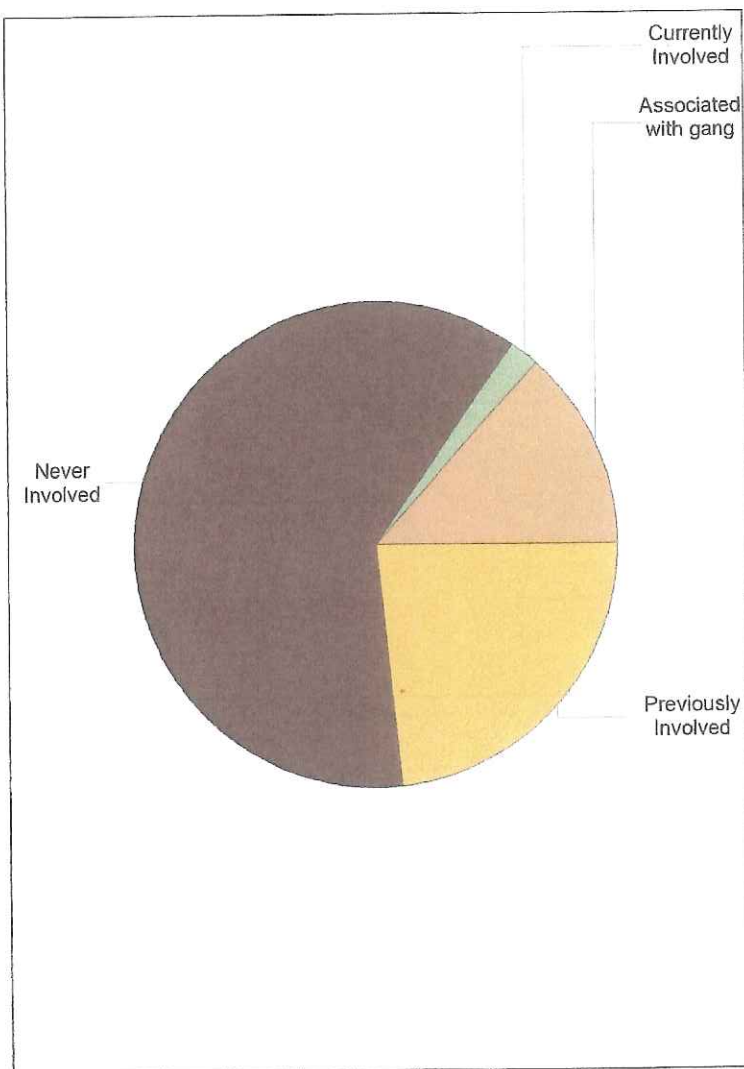
Demographic Value	# of Participants	% of Participants
Associated with gang	15	13.39%
Currently Involved	2	1.79%
Never Involved	69	61.61%
Previously Involved	26	23.21%
Total:	112	100%

Most Frequent Demographic Value

Never Involved

Number of Unique Values

4



Report Filters:

Site Name: Latino Coalition for Community Leadership

Program Name: It Takes A Village, Inc

Report Generated: 21/03/14

Date Range Start: 4/1/2013 12:00:00 AM

Date Range End: 3/21/2014 12:00:00 AM

Page: 1/1