

COLORADO'S ALL PAYER CLAIMS DATABASE

Triple Aim + I
Using data to achieve better
health, better care, and
lower costs.



CIVHC
CENTER FOR IMPROVING
VALUE IN HEALTH CARE

REFERENCE GUIDE AND SAMPLE OF INITIAL DATA REPORTS November 1, 2012

The Colorado APCD is generously supported by
The Colorado Trust and the Colorado Health Foundation.

■ ■ ■ WHAT IS THE COLORADO ALL PAYER CLAIMS DATABASE?

The Colorado All Payer Claims Database (APCD) collects health insurance claims from public and private payers into a secure database. Created by legislation in 2010 and administered by the Center for Improving Value in Health Care (CIVHC), the APCD is Colorado's most comprehensive source for information about health care spending and utilization in Colorado. As of November 1 2012, the APCD includes health insurance claims from the eight largest health plans for individual, large group fully-insured and some self-insured lives, as well as Medicaid. These claims represent more than 2 million unique covered lives and over 40 percent of the insured population in Colorado. By 2014 the APCD will contain remaining segments of the commercial market as well as Medicare, reflecting approximately 90 percent of insured Coloradans.

The APCD includes information such as:

- Where care is delivered (e.g., physician offices, emergency rooms)
- How care aligns with best practice recommendations
- Actual amounts insurers and consumers pay for various services
- How often those services are accessed

■ ■ ■ WHY DOES COLORADO NEED AN APCD?

Our health care delivery system does not consistently deliver high-quality or cost-effective care. In part, that is because we simply don't know how much care we're using, nor how much we're paying for it. And, no one can easily compare quality and cost among providers and health plans. The APCD will fill those gaps by providing a more comprehensive picture of health care spending and utilization across Colorado, helping identify trends, highlight gaps and spot opportunities for improvement. The Colorado APCD provides a window into health care spending and utilization – giving patients, purchasers, providers, payers and policymakers important tools to make informed decisions that will improve the value and efficiency of our health care system.

■ ■ ■ WHO WILL USE THE APCD, AND HOW?



Consumers need better and more accessible health care information. They will be able to compare pricing and quality measures among providers for specific services.



Employers want to see the cost of health coverage stabilize. They can identify cost and quality indicators for the providers in their health plans' networks, helping them drive their business to high-value plans.

Clinicians would like to understand the basis on which they are being paid and evaluated. They can see how their costs, utilization, and quality compare with peers.



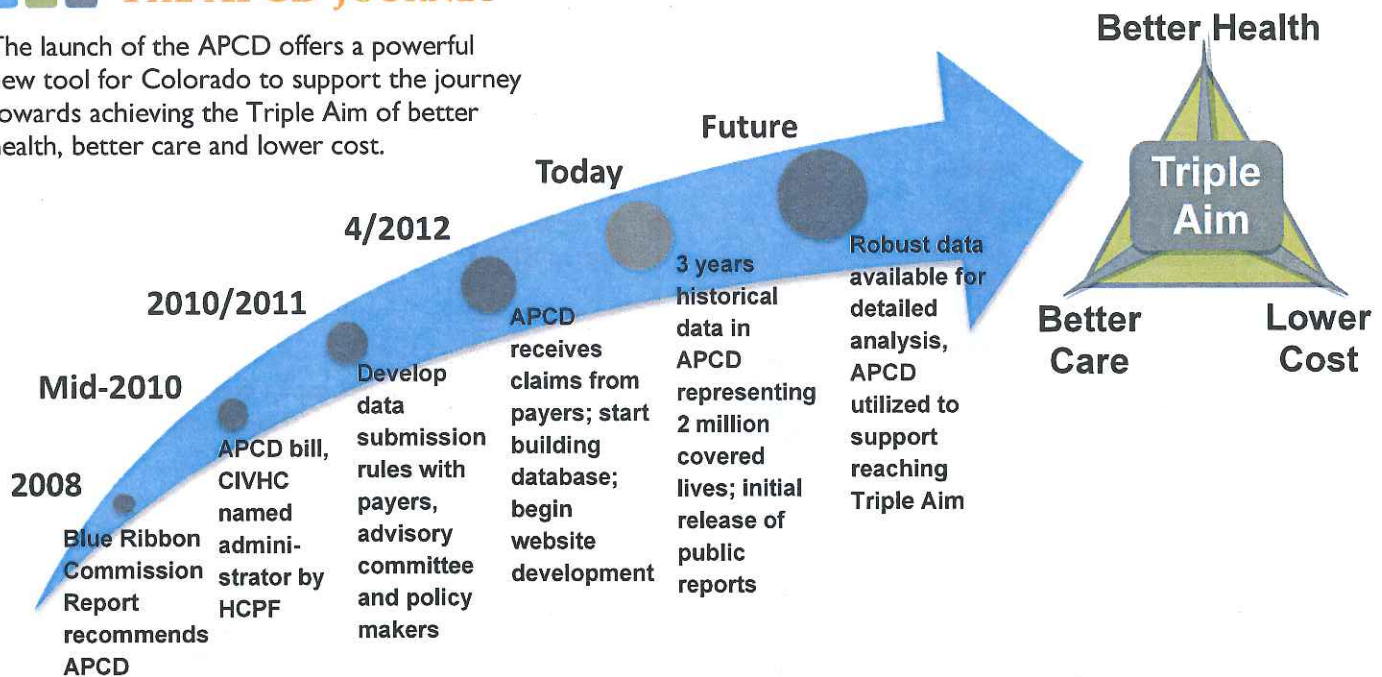
Legislators and health care policy experts need data to guide targeted and effective policy interventions. They can identify patterns in cost, utilization, and quality.

■ ■ ■ CAN PEOPLE SEE MY PERSONAL MEDICAL INFORMATION IN THE APCD?

The APCD does not contain any patient medical records. The claims information in the APCD is always encrypted, both in transmission and while stored, and resides on secure servers. With the exception of the public facing reports available through the website, APCD data cannot be downloaded onto disks or other devices. The information on the APCD website is high-level aggregated information that cannot be tied to individuals. APCD reports provided to researchers and others must comply with stringent HIPAA privacy and security rules.

THE APCD JOURNEY

The launch of the APCD offers a powerful new tool for Colorado to support the journey towards achieving the Triple Aim of better health, better care and lower cost.



HOW IS THE APCD DIFFERENT FROM OTHER DATA SOURCES?

Most data sources available to inform health care analysis come from a limited payer set, reflect a limited set of services or show only charges, not actual payments. The APCD contains the most comprehensive health care spending and utilization information available in Colorado. By 2014 the APCD will contain virtually all health insurance claims filed in Colorado, from both public and private payers, for covered services across the full spectrum of care settings, and reflecting actual payments from patients and health plans.

WHERE'S THE APCD HEADED?

Procedure: Colonoscopy		Within: 20 miles of 80203		
Insurance Plan: ACME Health		Deductible/Co-insurance: \$1000/20%		
Lead Provider	Est. What You Will Pay	Est. What Insurance Will Pay	Typical Patient Complexity	Quality of Care
Mountainview Hospital	\$1083	\$335	Medium	★★★★
Lakeside General	\$1086	\$344	Low	★★★
Plainsview GI Center	\$1426	\$1707	Medium	★

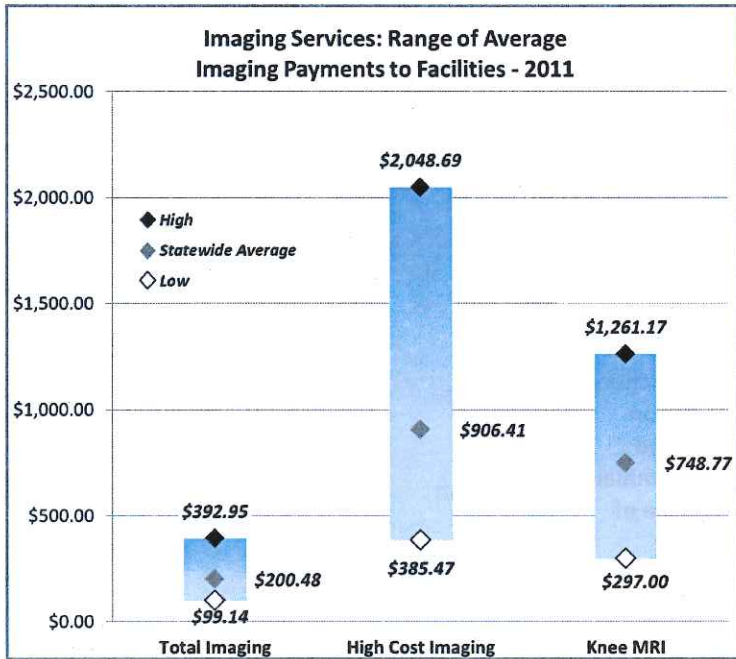
By 2014 consumers will be able to compare risk-adjusted average prices and quality metrics for a wide variety of medical procedures by provider and payer on the free, public APCD website. Additional enhancements of data will enable advanced analytics to compare and contrast payment models, determine impacts of different care approaches on costs over time, and analyze treatment outcomes.

CAN I GET DATA BEYOND WHAT'S AVAILABLE IN THE APCD?

Yes. Entities working to improve health care and lower costs can obtain data following certain guidelines. In accordance with the Department of Health Care Policy and Financing (HCPF) rules, CIVHC has established a Data Release Review Committee that will review all requests for APCD data. All data requests must fully comply with HIPAA rules and regulations that protect the privacy and security of information contained in the APCD.

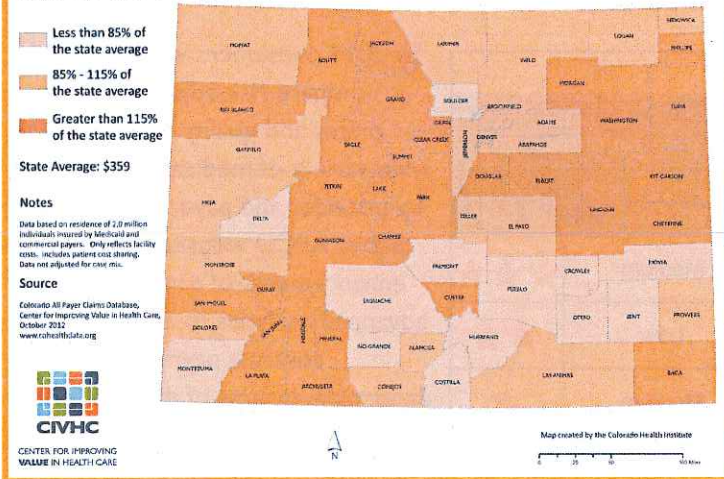
Contact ColoradoAPCD@civhc.org for more information about the APCD data release process.

WHAT INFORMATION IS AVAILABLE IN THE APCD NOW?



Map 2 below identifies county variation from the state average for average cost per emergency department visit (includes all payers). These initial reports provide examples of how the APCD can be used to encourage providers, health plans and policy analysts to ask more detailed questions to evaluate where potential opportunities for improvement exist.

Map 2. Average Cost Per Emergency Department Visit, All Current Payers, Ages 0-64, 2011.

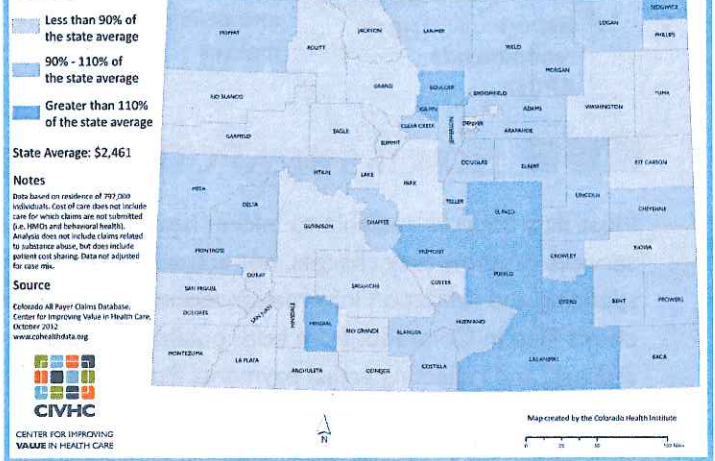


To access full scale versions of these graphs and tables, visit Resources and Reports under the About APCD tab at cohealthdata.org.

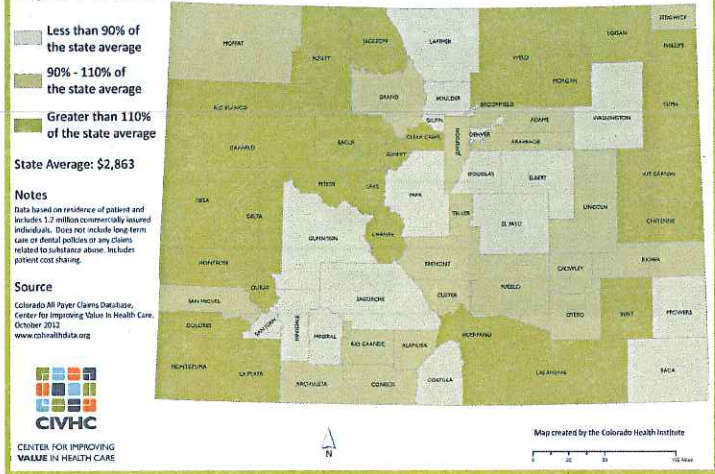
Initial analysis of the APCD data shows wide variation in payments for common imaging services across the state. The table featured to the left, for example, shows that the statewide average paid for knee MRIs was \$748.77 but the range in payment for the largest 20 facilities (by volume) was as low as \$297 and as high as \$1261.

Additional analysis of per capita cost of care by Medicaid and commercial payers shows variation in costs by county (see Maps 1 and 3 below).

Map 1. Per Capita Cost of Care, Medicaid Population, Ages 0-64, 2011.



Map 3. Per Capita Cost of Care, Commercially Insured Population, Ages 0-64, 2011.



Maps provided by the Colorado Health Institute. Data and analytics powered by Treo Solutions.

For more CO APCD info contact ColoradoAPCD@civhc.org or visit www.cohealthdata.org. Learn more about CIVHC at www.civhc.org.