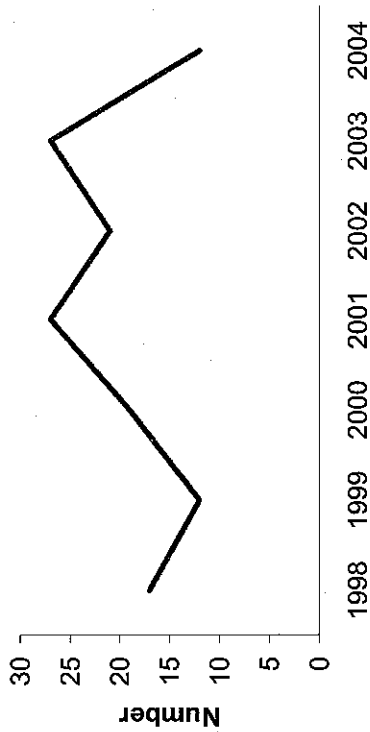



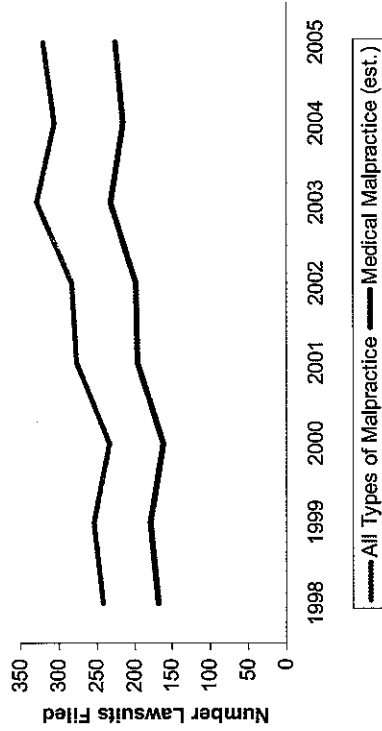
Prof. Thomas D. Russell, J.D., Ph.D.
 trussell@HouseofRussell.com
 © 2009.

Exhibits to accompany testimony concerning HB09-1344

Malpractice Trials Started, 1998-2004
 (State of Colorado)



Malpractice Lawsuits Filed, 1998-2005
 (State of Colorado)




Source: Lexis/Nexis Filings for the District Courts of the State of Colorado. Research compiled by the author.
 FY2008: 297 malpractice filings statewide. Office of the State Court Administrator, 2008 Colorado Judicial Branch Annual Statistical Report, p. 45.

Average Annual Malpractice Lawsuits Filed (alpha sort)
1998-2003 avg


County	1998-2003 avg
Adams	7.25
Alamosa	0.875
Archibute	32.75
Archuleta	0.25
Baca	0.125
Bent	0.25
Boulder	13.875
Chaffee	1.25
Cheyenne	0.125
Clear Creek	0.125
Conejos	0.25
Costilla	0
Crowley	0
Custer	0
Delta	0.375
Denver	144.125
Dolores	0
Douglas	3.875
Eagle	2.875
El Paso	15.5
Elbert	0.125
Fronton	0.625
Garfield	1.125
Gilpin	0
Grand	0
Gunnison	0.375
Huerfano	0
Huerfano	0.25
Jefferson	0
Jefferson	10.875
Kiowa	0
Kit Carson	0
La Plata	1.125
Lake	0.125
Larimer	5.125
Las Animas	0.5
Lincoln	0
Logan	0
Mea	0.625
Mineral	5
Mineral	0
Montezuma	0.375
Montezuma	1.25
Montrose	0
Morgan	0.25
Otero	0.625
Ouray	0
Park	0.125
Phillips	0
Pitkin	1.125
Prowers	0.5
Pueblo	18.875
Pueblo	0.25
Rio Blanco	0
Rio Grande	0.625
Rout	0
Saguache	0
San Juan	0
San Miguel	0.125
Sedgwick	0
Summit	0.625
Teller	0.125
Teller	0
Washington	0
Wald	4.5
Yuma	0

Average Annual Malpractice Lawsuits Filed (sorted by avg)
1998-2003 avg

County	1998-2003 avg
Denver	144.125
Archibute	32.75
Pueblo	18.875
El Paso	15.5
Boulder	13.875
Jefferson	10.875
Adams	7.25
Larimer	5.125
Mea	5
Weld	4.5
Douglas	3.875
Eagle	2.875
Chaffee	2.875
Montezuma	1.25
Garfield	1.125
La Plata	1.125
Pitkin	1.125
Montrose	1.125
Alamosa	0.875
Fronton	0.625
Logan	0.625
Otero	0.625
Summit	0.625
Kiowa	0.625
Las Animas	0.5
Prowers	0.5
Delta	0.375
Gunnison	0.375
Mineral	0.375
Archuleta	0.25
Bent	0.25
Conejos	0.25
Huerfano	0.25
Morgan	0.25
Rio Blanco	0.25
Baca	0.25
Cheyenne	0.25
Clear Creek	0.25
Bibert	0.25
Lake	0.25
Park	0.125
San Miguel	0.125
Teller	0.125
Castilla	0
Crowley	0
Custer	0
Dolores	0
Gilpin	0
Grand	0
Huerfano	0
Jackson	0
Kiowa	0
Kit Carson	0
Lincoln	0
Mineral	0
Ouray	0
Phillips	0
Rio Grande	0
Saguache	0
San Juan	0
Sedgwick	0
Washington	0
Wald	0
Yuma	0



Average Annual Malpractice Lawsuits Filed, 1998-2003



Zero	Less than 1	1 to 8	10 to 19	33
------	-------------	--------	----------	----