




THE
POWER
TO KNOW.



Senate Bill 09-135

Concerning Information Collection Regarding Parole Decisions

**THE
POWER
TO KNOW®**

Testimony of the SAS Institute

Senate Judiciary Committee

February 11, 2009

Tom Stockburger, Account Executive – Centennial
Jodi Blomberg, Senior Analytic Consultant – Denver
John Motter, Senior Systems Engineer - Littleton

SB 09-135: To Respond to, and Correct, Audit Findings

- *“Overall, we found that no single source of parole data exists to provide decision-makers with the information needed to develop and evaluate parole policies in the State*
- *...it (the Board) does not routinely collect data on the outcomes of its decisions...*
- *...we found that the Board cannot demonstrate that it makes full use of evidence-based research to support its decision making.”*

Report of the State Auditor

Discretionary Parole
State Board of Parole
Performance Audit-November, 2008

Best Practices¹

- *Measure the outcome of parole decisions to increase accountability and ensure decision integrity*
- *Use evidence-based models to support decision-making*

¹*Comprehensive Framework for Paroling Authorities*

U.S. Department of Justice's National Institute of Corrections, 2008

Desired Outcomes

"Reducing the number of inmates who return to prison as repeat offenders not only saves money, it means fewer victims of crime and it keeps people safer."

Governor Bill Ritter
Governor's Office Press Release February 7, 2007

- Improved Decision-making
- Improved Public Safety
- Reduce Recidivism Rate
- Resultant Cost Savings to the State
 - Governor Ritter estimates the state could save as much as \$12.5 million annually in future years²
 - 1% reduction in recidivism is estimated to save \$3-4M annually

Colorado's current recidivism rate is 53.4%

²Governor Ritter's Recidivism
and Offender Diversion Package
FY08-2009

SAS Customer's Results

- State of Florida recidivism rate 32.8%
- State of Oregon recidivism rate 31.4%
- District of Columbia recidivism rate 30%

How do we get these outcomes?

- Go beyond administrative reporting such as:
 - # of inmates are released
 - percentage re-offend within a year.
- Use analytics to determine “why” something happens rather than merely reporting that it did happen
- Deliver that information to decision makers to gain new capabilities to improve outcomes.



THE
POWER
TO KNOW.

Case Studies



COURT SERVICES & OFFENDER SUPERVISION AGENCY

For the District of Columbia

- CSOSA supervises 15,000 offenders on probation or parole
- Advanced behavioral models identify offenders likely to not rehabilitate.
- The goal is to identify opportunities to intervene **before that failure occurs**
- SMART STAT uses up-to-date data from multiple sources like court hearings, disciplinary actions, and drug testing and treatment participation
- CSOSA current Recidivism rate is 30% compared to Colorado's 53.4%

Up-to-Date Data from Multiple Sources After Release Reduces Recidivism

- SMART-STAT, gathers data from local, state and federal data sources and combines that with data from:
 - Court hearings
 - Dispositions and sentences
 - Nightly police booking reports
 - Prison release schedules
 - Disciplinary actions
 - Drug testing, treatment participation
 - GIS
 - DNA

Oregon Dept of Corrections – Risk Management for Recidivism

- Data mining allows better prediction of future offender behaviors like misconducts, violations of supervision, re-arrest or new convictions
- Automated Criminal Risk Score predicts the probability that an offender will recidivate
- Predict likelihood for misconduct in prison
- Arrest risk report that shows which offenders on community supervision are more likely to be re-arrested

Oregon Dept of Corrections – Performance Management

- Monitor corrections programs against agency and legislative success criteria
- Ensure continuity of funding
- Provide insight to community facilities

Corrections Management Information System

Home | Offender Demographics | Population Management | Inmate Behavior | Community Outcomes

Welcome to the DOC Management Information System!

Department Performance Measures

AGENCY GOAL: Safe, Civil and Productive Organization

Measure	Status	3 Month Avg.	Change
Class I Inmate Assaults on Staff	●	37.1% ▲	37.1% ▲
Walkaways from Minimum Custody, Work Crews	●	0.0%	0.0%
Workers Compensation Time Loss Claims	●	—	—
Sanctions Imposed for Level I Misconducts	●	(50.4%) ▼	(50.4%) ▼
Escapes from Secure Custody	●	0.0%	0.0%
Escapes from Minimum Custody Facilities	●	0.0%	0.0%
Inmates Successfully Completing Trans. Leave	●	0.0%	0.0%

AGENCY GOAL: Successful Reintegration of Inmates into the Community

Inmates in Compliance with Bailout Measure 17	●	1.4% ▲	1.4% ▲
Inmate's Corrections Plan Completed at DOC	●	(7.6%) ▼	(7.6%) ▼
Post-Prison Supervision Recidivism	●	0.0%	0.0%

AGENCY GOAL: Operational Efficiency

Electricity and Natural Gas Usage	—	—	—
-----------------------------------	---	---	---

AGENCY GOAL: Customer Service

Rele. Plans to BOPPPS w/in 60 Days of Release	●	0.0%	0.0%
---	---	------	------

When available above, click on this symbol for help.


Copyright © 2006 Ssas Inc. All rights reserved.

Conclusion: SB 09-135 Great Start To:

- Increasing accountability
- Ensuring decision integrity
- Using evidence-based models to support decision-making to dynamically assess what works ... and what does not
- Resulting in:
 - Improved Public Safety
 - Reduced Recidivism
 - Cost Savings



THE
POWER
TO KNOW.



**THE
POWER
TO KNOW[®]**

SAS Institute Credentials

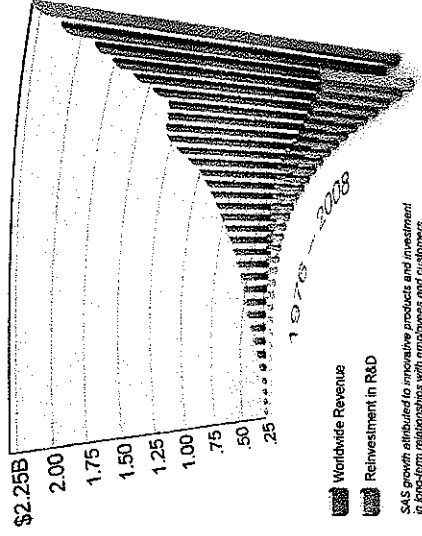
Company and Public Sector Customers

SAS the Company

- 33 Year old company
- Largest privately held software company
- 10,469 employees
- 44,000+ customer sites in 112 countries
- Used by all 50 States
- Denver Regional Office

Financially Stable – 2008 Results

SAS Clears \$2.26 Billion



Worldwide Revenue
Reinvestment in R&D
SAS growth attributed to innovative products and investment in long-term relationships with employees and customers.

FORTUNE
100 BEST
COMPANIES
TO WORK FOR ²⁰⁰⁹

Leaders in Innovation
MOST INNOVATIVE
ENTERPRISE RISK
MANAGEMENT SOLUTION
www.financial-t.com



Who Uses SAS

Colorado State Government

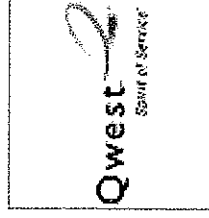
- Colorado State University
- CU Health Sciences
- Division of Wildlife
- Health Care Policy and Financing
- Office of Information Technology (OIT)
- Public Health & Environment
- Transportation
- University of Colorado

Others that come to mind

eHarmony®

PROGRESSIVE

amazon.com®



SAS Qualifications

- Arizona Dept of Corrections
- District of Columbia
Supervisory and Offender
Services Agency (CSOSA)
- Federal Bureau of Prisons
- Florida Dept of Corrections
- Indiana Dept of Corrections
- Louisiana Office of Youth
Development
- Maryland Dept of Public
Safety and Correctional
Services
- Montana Dept of Corrections
- North Carolina Dept of
Corrections
- New York Dept of
Corrections
- Oklahoma Dept of
Corrections
- Oregon Dept of Corrections
- South Carolina Dept of
Corrections
- Virginia Dept of Corrections

How SAS Helps State Government

Organization	Business Application
Arizona Supreme Court	Effectiveness of collections in relation to the fines and penalties assessed
CA Employment Development Dept	State unemployment insurance fraud detection – SUTA dumping
California Dept of Health & Human Services	Medicaid Fraud saves
Florida Dept of Corrections	Narrowing suspect lists for serial crimes
IL Dept Healthcare and Family Services	Increase identification of Medicaid Fraud saves \$41M first year
Kansas Dept of Transportation	Collusion detection – bid letting system
Ohio Dept of Natural Resources	Target marketing to increase hunting & fishing license sales >\$500K first yr

How SAS Helps State Government

Organization	Business Application
Oklahoma Dept of Wildlife Conservation	Target marketing to increase hunting and fishing license sales
Oregon Dept of Corrections	Reduce Recidivism
South Dakota Dept of Transportation	Forecast road maintenance costs based on weather, cost of fuel, etc.
Texas Attorney General Office Child Support Enforcement	Collections improved form #27 to # 1 (Colorado #38)
Texas Attorney General Office Child Support Enforcement	Predicting who will become delinquent and how to avoid it
US Dept of Defense	Uncover and target operational, financial and social networks involved with IED deployment
WI Dept of Revenue*	Determine likely tax fraud and abuse cases

* National Award Winner